

SAIL-M12GM12G-S3-2.5P**Weidmüller Interface GmbH & Co. KG**

Klingenbergstraße 26

D-32758 Detmold

Germany

www.weidmueller.com



Your peripheral devices should be supplied with greater power. With our new M12 plug-in connector, more than 250 V and 2 A is possible without problems. The compact A-, K-, L-, S- and T-coded M12 plug-in connectors are designed for the transmission of up to 630 V AC or 60 V DC and 12 A.

General ordering data

| | |
|------------|--|
| Version | Power cable, Connecting line, M12 / M12, Number of poles : 3 (2 + PE), 2.5 m, pin, straight - socket, straight, Shielded: No, LED: No, Sheath material: PUR, Halogen: No |
| Order No. | 2050060250 |
| Type | SAIL-M12GM12G-S3-2.5P |
| GTIN (EAN) | 4050118661187 |
| Qty. | 1 items |

SAIL-M12GM12G-S3-2.5P

Weidmüller Interface GmbH & Co. KG
 Klingenbergstraße 26
 D-32758 Detmold
 Germany

www.weidmueller.com

Technical data**Approvals**

Approvals



ROHS Conform

UL File Number Search [UL Website](#)

Certificate no. (cULus) E310075

Dimensions and weights

Net weight 331 g

Environmental Product Compliance

RoHS Compliance Status Compliant

REACH SVHC Lead 7439-92-1

SCIP e8d8af70-4c85-4483-bc8c-9bc5b598e2a9

Technical specifications for cable

| | | | |
|----------------------------------|---------------------------|--|------------------------|
| Cable length | 2.5 m | Sheathing colour | black |
| PE function | Yes | Suitable for cable carriers | Yes |
| Core cross-section | 1.5 mm ² | Shielded | No |
| Halogen | No | Insulation | PP |
| Acceleration | 5 m/s ² | Bending radius, min., moving | 7.5 x cable diameter |
| Bending radius, min., stationary | 4 x cable diameter | Bending cycles | 10 Mio |
| Speed | 5 m/s | Sheath material | PUR |
| Configurable cable length | No | Outer cladding in accordance with UL AWM style | 20234 (80 °C / 1000 V) |
| Irradiation crosslinked | No | Welding spark resistance | No |
| Colour coding | blue, brown, Green/yellow | Temperature range, stationary | -50...80 °C |
| Resistant to welding beads | No | Temperature range, moving | -40...80 °C |
| Number of poles | 3 (2 + PE) | Outside diameter | 8.5 mm ± 0.3 mm |

General technical data

| | | | |
|-----------------------|----------------------------------|------------------------------|----------------|
| Coding | S-coded | Connection thread | M12 / M12 |
| Contact surface | Gold-plated | LED | No |
| Version | pin, straight - socket, straight | Housing main material | PUR |
| Insulation resistance | 108 Ω | Nominal voltage | 600 V |
| Nominal current | 12 A | AF size | 13 mm |
| Protection degree | IP67, when screwed in | Plugging cycles | ≥ 100 |
| Pollution severity | 3 | Temperature range of housing | -40 ... +85 °C |
| Tightening torque | M12: 1.0 Nm | | |

Electrical properties

Insulation resistance 108 Ω Nominal voltage 600 V

General standards

Certificate no. (cULus) E310075

SAIL-M12GM12G-S3-2.5P

Weidmüller Interface GmbH & Co. KG
Klingenbergstraße 26
D-32758 Detmold
Germany

www.weidmueller.com

Technical data**Plug, left**

| | |
|-----------|---|
| Plug left | M12, S-coded, IP67, male contact, straight, Plastic, unshielded |
|-----------|---|

Plug, right

| | |
|------------|---|
| Plug right | M12, S-coded, IP67, female contact, straight, Plastic, unshielded |
|------------|---|

Classifications

| | | | |
|-------------|-------------|-------------|-------------|
| ETIM 8.0 | EC001855 | ETIM 9.0 | EC001855 |
| ETIM 10.0 | EC001855 | ECLASS 14.0 | 27-06-03-11 |
| ECLASS 15.0 | 27-06-03-11 | | |

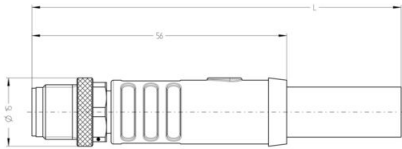
SAIL-M12GM12G-S3-2.5P

Weidmüller Interface GmbH & Co. KG
Klingenbergstraße 26
D-32758 Detmold
Germany

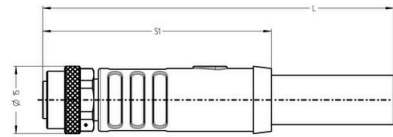
www.weidmueller.com

Drawings

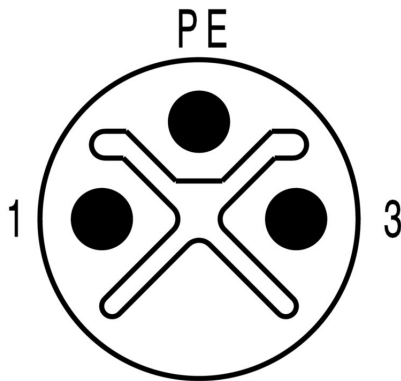
Dimensioned drawing



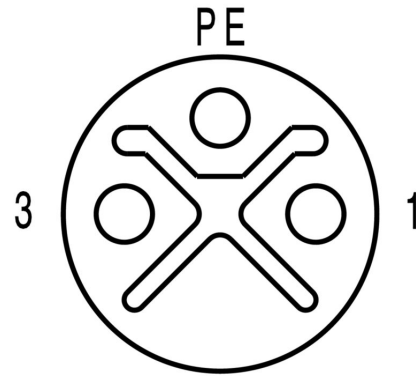
Dimensioned drawing



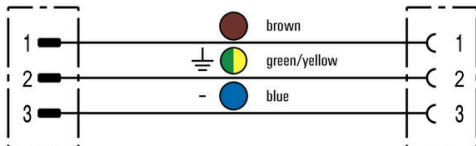
Pole scheme



Pole scheme



Wiring diagram



The ideal tool: Screwty® with torque function

