

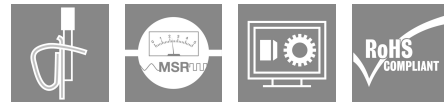
VSPC BASE 1CL PW FG**Weidmüller Interface GmbH & Co. KG**

Klingenbergstraße 26

D-32758 Detmold

Germany

www.weidmueller.com



Base element for the pluggable VSPC arresters. Integrated PE foot in the base of the impedance-neutral VSPC BASE and floating earth PE connection (FG) via integrated sparkover gap, safely discharges up to 20 kA (8/20 μ s) and 2.5 kA (10/350 μ s) to PE. Suitable for unearthed signal circuits.

General ordering data

Version	Surge protection, Flange-mounted housing, Flange-mounted housing
Order No.	1105700000
Type	VSPC BASE 1CL PW FG
GTIN (EAN)	4032248881055
Qty.	1 items

VSPC BASE 1CL PW FG

Weidmüller Interface GmbH & Co. KG
 Klingenbergstraße 26
 D-32758 Detmold
 Germany

www.weidmueller.com

Technical data

Approvals

Approvals



ROHS	Conform
UL File Number Search	UL Website
Certificate No. (UL)	E311081

Dimensions and weights

Depth	69 mm	Depth (inches)	2.7165 inch
Height	90 mm	Height (inches)	3.5433 inch
Width	17.8 mm	Width (inches)	0.7008 inch
Net weight	73 g		

Temperatures

Storage temperature	-40 °C...80 °C	Operating temperature	-40 °C...70 °C
Humidity	5...96 %		

Environmental Product Compliance

RoHS Compliance Status	Compliant without exemption
REACH SVHC	No SVHC above 0.1 wt%

Rated data UL

Certificate No. (UL)	E311081	UL certificate	UL 497b Certificate - PDF/ E311081VOL1SEC2.pdf (application/pdf)
----------------------	---------	----------------	--

CSA protection data

Gas group D	IIA	Gas groups A, B	IIC
Input-current, max. II	450 mA for Signal and 26 A fo Power	Gas group C	IIB
Internal inductance, max. LI	0 µH		

General data

Optical function display	No	Segment	Measurement - Monitoring - Setting
Version	Flange-mounted housing	Design	Terminal, miscellaneous
UL 94 flammability rating	V-0	Colour	black
Protection degree	IP20	Mounting rail	TS 35, TS 35 x 7.5

Insulation coordination acc. to EN 50178

Surge voltage category	III	Pollution severity	2
------------------------	-----	--------------------	---

Rated data IEC / EN

Leakage current at Un	0 µA	Signalling contact	No
Rated current IN	16 A	Voltage type	AC/DC

VSPC BASE 1CL PW FG

Weidmüller Interface GmbH & Co. KG

Klingenbergstraße 26
D-32758 Detmold
Germany

www.weidmueller.com

Technical data

Standards	IEC 61643-21, IEC 62305, DIN EN 60079-0:2009, DIN EN 60079-11:2007, DIN EN 60079-26:2007, DIN EN 61241-11:2006	Dielectric strength at FG against PE	≥ 500 V
-----------	--	--------------------------------------	---------

Further details of approvals

GOST certificate	GOST-Zertifikat - PDF/7950_n1-n4.pdf (application/pdf)
------------------	--

Connection data

Stripping length	7 mm	Type of connection	Screw connection
Stripping length, rated connection	7 mm	Tightening torque, min.	0.5 Nm
Tightening torque, max.	0.8 Nm	Clamping range, min.	0.5 mm ²
Clamping range, max.	4 mm ²	Wire cross-section, solid, min.	0.5 mm ²
Wire cross-section, solid, max.	4 mm ²	Wire connection cross section, finely stranded, max.	2.5 mm ²
Conductor cross-section, flexible, AEH (DIN 46228-1), min.	0.5 mm ²	Conductor cross-section, flexible, AEH (DIN 46228-1), max.	2.5 mm ²
Connection cross-section, stranded, min.	0.5 mm ²	Connection cross-section, stranded, max.	2.5 mm ²
Blade size	0.6 x 3.5 mm		

Electrical data

Voltage type	AC/DC
--------------	-------

General data

Protection degree	IP20	Colour	black
-------------------	------	--------	-------

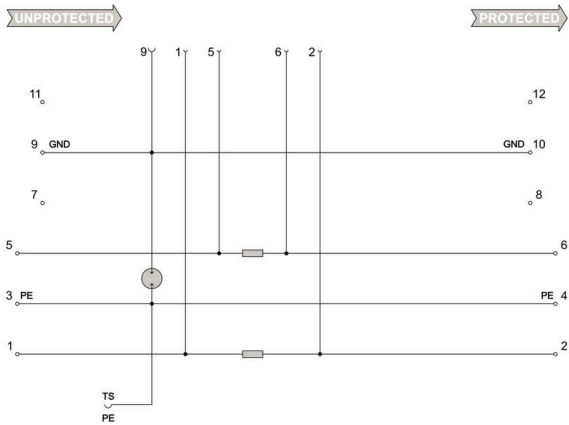
Ratings IECEx/ATEX/cUL

cUL certificate	cUL Certificate - pdf/ VSPC.PDF (application/pdf)
-----------------	---

Classifications

ETIM 8.0	EC000472	ETIM 9.0	EC000472
ETIM 10.0	EC000472	ECLASS 14.0	27-17-15-91
ECLASS 15.0	27-17-15-91		

Electric symbol



Circuit diagram

Cate- gory	Testing pulse	Surge voltage	Surge current	Pulse	Type
C1	Quick-rising edge	0.5 - 2 kV with 1.2/50 µs	0.25 - 1 kA mit 8/20 µs	300	Surge voltage arrester
C2	Quick-rising edge	2 - 10 kV with 1.2/50 µs	1 - 5 kA mit 8/20 µs	10	Surge voltage arrester
C3	Quick-rising edge	≥ 1 kV with 1 kV/µs	10 - 100 A mit 10/10000 µs	300	Surge voltage arrester
D1	High power	≥ 1 kV	0.5 - 2.5 kA mit 10/350 µs	2	Arrester for lightning current and surge voltages

Discharge capacity

VSPC BASE 1CL PW FG

Weidmüller Interface GmbH & Co. KG

Klingenbergstraße 26
D-32758 Detmold
Germany

www.weidmueller.com

Accessories

Earthing module



- Can be applied to unassigned wires
- Can be used during initial commissioning and maintenance
- All sensor cables connected to the VSPC are earthed.
- Can be plugged into all VSPC base sockets

General ordering data

Type	VSPC GROUND	Version	
Order No.	8924680000	Adapter, without warning function / function indicator	
GTIN (EAN)	4032248696321		
Qty.	1 ST		

Slotted screwdriver




Slotted screwdriver with rounded blade SD DIN 5265, ISO 2380/2, output to DIN 5264, ISO 2380/1. ChromTop tip, SoftFinish grip

General ordering data

Type	SDS 0.6X3.5X200	Version	
Order No.	9010110000	Screwdriver, Screwdriver	
GTIN (EAN)	4032248300754		
Qty.	1 ST		

Plus



The Dekafix (DEK) marker is the universal marker for all conductor and plug-in connectors as well as for electronic sub-assemblies. The system is ideal for short number sequences and covers a wide range of ready-printed markers.

Strips for fast installation in only one work step. The printing is easy to read, rich in contrast and available in various widths.

- Large range of ready-to-use markers
 - Strips for fast installation
 - Terminal markers, suitable for all Weidmüller cable connectors
 - Available as blank MultiCard or with standard printing
- For custom printing: Please send us a file of our labeling software M-Print PRO or M-Print PRO Online (without installation) for your labeling specifications.

VSPC BASE 1CL PW FG

Weidmüller Interface GmbH & Co. KG
Klingenbergstraße 26
D-32758 Detmold
Germany

www.weidmueller.com

Accessories

General ordering data

Type	DEK 5/5 PLUS MC NE WS	Version
Order No.	1854490000	Dekafix, Terminal marker, 5 x 5 mm, Pitch in mm (P): 5.00
GTIN (EAN)	4032248393596	Weidmueller, white
Qty.	1000 ST	