


DKT 4V/35 2STB
Weidmüller Interface GmbH & Co. KG

Klingenbergstraße 26

D-32758 Detmold

Germany

www.weidmueller.com

Product image


In some applications it makes sense to add a test point or a disconnect element to the feed through terminal for testing and safety purposes. With test disconnect terminals you measure electric circuits in the absence of voltage. While the disconnecting points clearance and creepage distance is not assessed in dimensional terms, the specified rated impulse voltage strength must be proven.

General ordering data

| | |
|-----------------|--|
| Version | Test-disconnect terminal, Screw connection, beige / yellow, 4 mm ² , 10 A, 400 V, Number of connections: 4, Number of levels: 2 |
| Order No. | 1304960000 |
| Type | DKT 4V/35 2STB |
| GTIN (EAN) | 4008190185503 |
| Qty. | 25 items |
| Delivery status | This article will no longer be available in the future. |
| Available until | 2026-06-30T00:00:00+02:00 |

DKT 4V/35 2STB

Weidmüller Interface GmbH & Co. KG
Klingenbergstraße 26
D-32758 Detmold
Germany

www.weidmueller.com

Technical data

Approvals

Approvals



ROHS Conform

Dimensions and weights

| | | | |
|------------|---------|-----------------|-------------|
| Depth | 56.5 mm | Depth (inches) | 2.2244 inch |
| Height | 65 mm | Height (inches) | 2.5591 inch |
| Width | 6 mm | Width (inches) | 0.2362 inch |
| Net weight | 16.65 g | | |

Temperatures

| | | | |
|----------------------------------|----------------|----------------------------------|----------------|
| Storage temperature | -25 °C...55 °C | Ambient temperature | -50 °C...55 °C |
| Continuous operating temp., min. | -50 °C | Continuous operating temp., max. | 100 °C |

Environmental Product Compliance

| | |
|--------------------------------------|--------------------------------------|
| RoHS Compliance Status | Compliant with exemption |
| RoHS Exemption (if applicable/known) | 6c |
| REACH SVHC | Lead 7439-92-1 |
| SCIP | a4720f28-c1be-43c4-a115-55415c294bda |

Material data

| | | | |
|---------------------------|-------|--------|----------------|
| Basic material | PA 66 | Colour | beige / yellow |
| UL 94 flammability rating | V-2 | | |

System specifications

| | | | |
|-------------------------------------|---|-------------------------------|-----|
| Version | Screw connection, Spacer, Vertically cross-connected, With sockets, One end without connector | End cover plate required | Yes |
| Number of potentials | 1 | Number of levels | 2 |
| Number of clamping points per level | 2 | Number of potentials per tier | 1 |
| Levels cross-connected internally | Yes | PE connection | No |
| Mounting rail | TS 35 | N-function | No |
| PE function | No | PEN function | No |

Additional technical data

| | | | |
|---------------------|-----------------|-----------------------------|---------|
| Open sides | right | Number of similar terminals | 1 |
| Installation advice | Direct mounting | Type of mounting | Snap-on |

Conductors for clamping (additional connection)

| | |
|---|---------------------|
| Conductor cross-section, flexible plus plastic collar DIN 46228/1, further connection, max. | 2.5 mm ² |
|---|---------------------|

Technical data

Conductors for clamping (rated connection)

| | | | |
|---|----------------------|---|----------------------|
| Gauge to IEC 60947-1 | A3 | Wire connection cross section AWG, max. | AWG 12 |
| Connection direction | on side | Tightening torque, max. | 1 Nm |
| Tightening torque, min. | 0.5 Nm | Stripping length | 9 mm |
| Type of connection 2 | Screw connection | Type of connection | Screw connection |
| Number of connections | 4 | Clamping range, max. | 4 mm ² |
| Clamping range, min. | 0.13 mm ² | Clamping screw | M 3 |
| Blade size | 0.6 x 3.5 mm | Wire connection cross section AWG, min. | AWG 26 |
| Wire connection cross-section, finely stranded with wire-end ferrules DIN 46228/4, min. | 0.13 mm ² | Wire connection cross-section, finely stranded with wire-end ferrules DIN 46228/1, max. | 2.5 mm ² |
| Wire connection cross-section, finely stranded with wire-end ferrules DIN 46228/1, min. | 0.13 mm ² | Wire connection cross section, finely stranded, max. | 4 mm ² |
| Wire connection cross section, finely stranded, min. | 0.13 mm ² | Connection cross-section, stranded, max. | 4 mm ² |
| Connection cross-section, stranded, min. | 0.13 mm ² | Twin wire-end ferrules, max. | 1.5 mm ² |
| Twin wire-end ferrules, min. | 0.5 mm ² | Torque level with DMS electric screwdriver | 2 |
| Wire connection cross-section, solid core, max. | 4 mm ² | Wire connection cross-section, solid core, min. | 0.13 mm ² |
| Connection cross-section, finely stranded, min. | 0.13 mm ² | | |

General

| | | | |
|---|--------|---------------------|-----------------|
| Wire connection cross section AWG, max. | AWG 12 | Installation advice | Direct mounting |
| Wire connection cross section AWG, min. | AWG 26 | Standards | IEC 60947-7-1 |
| Mounting rail | TS 35 | | |

Rating data

| | | | |
|--|-------------------|---------------------------------|---------------|
| Rated cross-section | 4 mm ² | Rated voltage | 400 V |
| Rated DC voltage | 400 V | Nominal current | 10 A |
| Current at maximum wires | 10 A | Standards | IEC 60947-7-1 |
| Volume resistance according to IEC 60947-7-x | 1 mΩ | Rated impulse withstand voltage | 6 kV |
| Power loss in accordance with IEC 60947-7-x | 1.02 W | Pollution severity | 3 |

Classifications

| | | | |
|-------------|-------------|-------------|-------------|
| ETIM 8.0 | EC000902 | ETIM 9.0 | EC000902 |
| ETIM 10.0 | EC000902 | ECLASS 14.0 | 27-25-01-09 |
| ECLASS 15.0 | 27-25-01-09 | | |

DKT 4V/35 2STB

Weidmüller Interface GmbH & Co. KG
 Klingenbergstraße 26
 D-32758 Detmold
 Germany

www.weidmueller.com

Accessories

Disconnect plugs



In contrast to the terminal blocks with integrated disconnect lever, our disconnect plugs can be completely detached or removed from the terminal block and the respective application and offer a flexible alternative solution to our standard disconnectors.

General ordering data

| | | | |
|------------|----------------------------|---|--|
| Type | QB 2 WI RA6 IS | Version | |
| Order No. | 0482700000 | Cross-connector (terminal), when screwed in, grey, 27 A, Number of poles: 2, Pitch in mm (P): 6.00, Insulated: Yes, Width: 3 mm | |
| GTIN (EAN) | 4008190166021 | | |
| Qty. | 50 ST | | |

Cross-connections

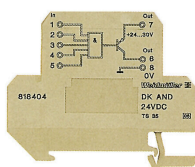


The distribution or multiplication of a potential to adjoining terminal blocks is realized via a cross-connection. Additional wiring effort can be easily avoided. Even if the poles are broken out, contact reliability in the terminal blocks is still ensured. Our portfolio offers pluggable and screwable cross-connection systems for modular terminal blocks.

General ordering data

| | | | |
|------------|----------------------------|---|--|
| Type | QB 3 WI RA6 IS | Version | |
| Order No. | 0482800000 | Cross-connector (terminal), when screwed in, grey, 27 A, Number of poles: 3, Pitch in mm (P): 6.00, Insulated: Yes, Width: 3 mm | |
| GTIN (EAN) | 4008190145217 | | |
| Qty. | 50 ST | | |
| Type | QB 4 WI RA6 IS | Version | |
| Order No. | 0482900000 | Cross-connector (terminal), when screwed in, grey, 27 A, Number of poles: 4, Pitch in mm (P): 6.00, Insulated: Yes, Width: 3 mm | |
| GTIN (EAN) | 4008190086169 | | |
| Qty. | 50 ST | | |

Logic modules



Logic functions AND, NAND, OR and NOR in modular terminal format with a rated cross-section of 4 mm². They each have five inputs which are fed – with logic gating – via a 24 V/20 mA PNP output. The logic components can be used for many applications involving the coupling of digital sensor/actuator signals with automation devices.

DKT 4V/35 2STB

Weidmüller Interface GmbH & Co. KG
 Klingenbergstraße 26
 D-32758 Detmold
 Germany

www.weidmueller.com

Accessories

General ordering data

| | | | |
|------------|----------------------------|--|--|
| Type | AP DKT4 PA | Version | |
| Order No. | 0687560000 | End plate for terminals, beige, Height: 65 mm, Width: 1.5 mm, V-2, | |
| GTIN (EAN) | 4008190009465 | PA 66, Snap-on: Yes | |
| Qty. | 20 ST | | |

End plates and partition plates



Partition plates and end plates are essential accessories for terminal blocks. Partition plates provide optical and electrical separation of different potentials and functional groups, increasing safety and ensuring a clear structure inside the control cabinet. End plates close the terminal block row on the sides, protect against contact with live parts, and ensure a clean, stable finish. Both components are precisely matched to the respective Weidmüller terminal block series, contributing to safe, compliant, and professional wiring.

General ordering data

| | | | |
|------------|----------------------------|---|--|
| Type | TW SAKS2 HP/DBR/2 | Version | |
| Order No. | 0607000000 | Partition plate (terminal), dark brown, Height: 80 mm, Width: 2 mm, | |
| GTIN (EAN) | 4008190002732 | V-2, PA 66 | |
| Qty. | 20 ST | | |

Testadapter and testsockets



Test adapters and test plugs are used for the electrical connection between terminal blocks and the test equipment. In this way, an electrical contact can be established in the wired state and measurements can be done easily.

General ordering data

| | | | |
|------------|----------------------------|---------------------------------------|--|
| Type | PS 2.3 RT | Version | |
| Order No. | 0180400000 | Test adapter (terminal), 230 V, 20 mA | |
| GTIN (EAN) | 4008190060121 | | |
| Qty. | 20 ST | | |

Accessories

Custom printing



The Dekafix (DEK) marker is the universal marker for all conductor and plug-in connectors as well as for electronic sub-assemblies. The system is ideal for short number sequences and covers a wide range of ready-printed markers.

Strips for fast installation in only one work step. The printing is easy to read, rich in contrast and available in various widths.

- Large range of ready-to-use markers
 - Strips for fast installation
 - Terminal markers, suitable for all Weidmüller cable connectors
 - Available as blank MultiCard or with standard printing
- For custom printing: Please send us a file of our labeling software M-Print PRO or M-Print PRO Online (without installation) for your labeling specifications.

General ordering data

| | | | |
|------------|----------------------------|---------|---|
| Type | DEK 5/6 MC SDR | Version | |
| Order No. | 1609830000 | | Dekafix, Terminal marker, 5 x 6 mm, Pitch in mm (P): 6.00 |
| GTIN (EAN) | 4008190456603 | | Weidmueller, To customer specification |
| Qty. | 200 ST | | |

Blank



The Dekafix (DEK) marker is the universal marker for all conductor and plug-in connectors as well as for electronic sub-assemblies. The system is ideal for short number sequences and covers a wide range of ready-printed markers.

Strips for fast installation in only one work step. The printing is easy to read, rich in contrast and available in various widths.

- Large range of ready-to-use markers
 - Strips for fast installation
 - Terminal markers, suitable for all Weidmüller cable connectors
 - Available as blank MultiCard or with standard printing
- For custom printing: Please send us a file of our labeling software M-Print PRO or M-Print PRO Online (without installation) for your labeling specifications.

General ordering data

| | | | |
|------------|----------------------------|---------|---|
| Type | DEK 5/6 MC NE WS | Version | |
| Order No. | 1609820000 | | Dekafix, Terminal marker, 5 x 6 mm, Pitch in mm (P): 6.00 |
| GTIN (EAN) | 4008190203436 | | Weidmueller, white |
| Qty. | 1000 ST | | |

DKT 4V/35 2STB

Weidmüller Interface GmbH & Co. KG

Klingenbergstraße 26


D-32758 Detmold

Germany

www.weidmueller.com

Accessories

Marker holder



The marker holder offer the possibility of additional mounting of standard markers with a pitch of 5 or 5.1 mm. The angled holders can be optionally snapped together and could be mounted in all standard marking channels of the Klippon® Connect modular terminal blocks. Fitting marker types could be found under the respective accessories of the designation marking holder.

General ordering data

| | | | |
|------------|----------------------------|----------------------------|--|
| Type | BZT 1 WS 10/5 | Version | |
| Order No. | 1805490000 | Accessories, Marker holder | |
| GTIN (EAN) | 4032248270231 | | |
| Qty. | 100 ST | | |
| Type | BZT 1 ZA WS 10/5 | Version | |
| Order No. | 1805520000 | Accessories, Marker holder | |
| GTIN (EAN) | 4032248270248 | | |
| Qty. | 100 ST | | |

DEK 5/6



WS/ DEK

MultiMark terminal markers use an innovative composite material made from two components. The hard base contour of the marker snaps securely into the connector. The elastic surface finish makes the marker easy to mount. This specially punched material enables the strips to be stretched to accommodate the slight variations in spacing that tend to add up, especially with long terminal blocks. Another advantage: the excellent printability of the surface material guarantees durable and wear-resistant labelling. A print resolution of 300 dpi also produces a very legible script.

Your benefits with MultiMark

- Firm hold and durable printing
- Continuous strips save installation time
- Easy mounting thanks to an innovative composite material
- Large label field for optimal legibility
- High flexibility thanks to manufacturer independence

General ordering data

| | | | |
|------------|----------------------------|--|--|
| Type | DEK 5/6 MM WS | Version | |
| Order No. | 2007120000 | Dekafix, Terminal marker, 5 x 6 mm, Weidmueller, white | |
| GTIN (EAN) | 4050118392104 | | |
| Qty. | 600 ST | | |