

## BLF 5.08HC/05/90LR SN BK BX

Weidmüller Interface GmbH & Co. KG


Klingenbergstraße 26

D-32758 Detmold

Germany

www.weidmueller.com

### Product image



Just as reliable as the millionfold proven original and featuring innovative details:

The BLF 5.08HC PUSH IN version of the BLZP 5.08HC female connector is not only different in terms of connection system; it also has a more compact design. Weidmüller's innovative PUSH IN spring connection system stands for the future of easy and tool-free wire connection. HC = High Current.

In terms of versatility, the BLF 5.08HC offers just as much as the version which served as a model:

- 3 tested-and-proven wire outlet directions provide the usual flexibility for application-specific design
- 4 flange variations and the patented release latch allow the locking concept to be based on the requirements of the user
- Use the BLF 5.08HC and SL 5.08HC plug combination to reach the max. rated specifications

### General ordering data

|              |                                                                                                                                  |
|--------------|----------------------------------------------------------------------------------------------------------------------------------|
| Version      | PCB plug-in connector, female plug, 5.08 mm, Number of poles: 5, 90°, PUSH IN with actuator, Clamping range, max.: 3.31 mm², Box |
| Order No.    | <a href="#">1000440001</a>                                                                                                       |
| Type         | BLF 5.08HC/05/90LR SN BK BX                                                                                                      |
| GTIN (EAN)   | 4032248690404                                                                                                                    |
| Qty.         | 48 items                                                                                                                         |
| Product data | IEC: 400 V / 24 A / 0.2 - 2.5 mm²<br>UL: 300 V / 18.5 A / AWG 26 - AWG 12                                                        |
| Packaging    | Box                                                                                                                              |

## BLF 5.08HC/05/90LR SN BK BX

Weidmüller Interface GmbH & Co. KG  
Klingenbergstraße 26  
D-32758 Detmold  
Germany

www.weidmueller.com

## Technical data

## Approvals

Approvals



|                         |                            |
|-------------------------|----------------------------|
| ROHS                    | Conform                    |
| UL File Number Search   | <a href="#">UL Website</a> |
| Certificate No. (cURus) | E60693                     |

## Dimensions and weights

|            |          |                 |             |
|------------|----------|-----------------|-------------|
| Depth      | 29.6 mm  | Depth (inches)  | 1.1654 inch |
| Height     | 20.6 mm  | Height (inches) | 0.811 inch  |
| Width      | 35.22 mm | Width (inches)  | 1.3866 inch |
| Net weight | 13.02 g  |                 |             |

## Environmental Product Compliance

|                          |                             |                 |  |
|--------------------------|-----------------------------|-----------------|--|
| RoHS Compliance Status   | Compliant without exemption |                 |  |
| REACH SVHC               | No SVHC above 0.1 wt%       |                 |  |
| Product Carbon Footprint | Cradle to gate              | 0,46 kg CO2 eq. |  |

## System Parameters

|                                              |                                     |                                            |                              |
|----------------------------------------------|-------------------------------------|--------------------------------------------|------------------------------|
| Product family                               | OMNIMATE Signal - series BL/SL 5.08 | Type of connection                         | Field connection             |
| Wire connection method                       | PUSH IN with actuator               | Pitch in mm (P)                            | 5.08 mm                      |
| Pitch in inches (P)                          | 0.200 "                             | Conductor outlet direction                 | 90°                          |
| Number of poles                              | 5                                   | L1 in mm                                   | 20.32 mm                     |
| L1 in inches                                 | 0.800 "                             | Number of rows                             | 1                            |
| Pin series quantity                          | 1                                   | Rated cross-section                        | 2.5 mm <sup>2</sup>          |
| Touch-safe protection acc. to DIN VDE 57 106 | Safe from finger touch              | Touch-safe protection acc. to DIN VDE 0470 | IP20 plugged/ IP10 unplugged |
| Protection degree                            | IP20                                | Volume resistance                          | ≤5 mΩ                        |
| Can be coded                                 | Yes                                 | Stripping length                           | 10 mm                        |
| Screwdriver blade                            | 0.6 x 3.5                           | Screwdriver blade standard                 | DIN 5264                     |
| Plugging cycles                              | 25                                  | Plugging force/pole, max.                  | 7 N                          |
| Pulling force/pole, max.                     | 5.5 N                               |                                            |                              |

## Material data

|                                       |                            |                                       |          |
|---------------------------------------|----------------------------|---------------------------------------|----------|
| Insulating material                   | PBT                        | Colour                                | black    |
| Colour of operational elements        | orange                     | Colour chart (similar)                | RAL 9011 |
| Insulating material group             | IIIa                       | Comparative Tracking Index (CTI)      | ≥ 200    |
| Moisture Level (MSL)                  |                            | UL 94 flammability rating             | V-0      |
| Contact material                      | Cu-alloy                   | Contact surface                       | tinned   |
| Layer structure of plug contact       | 4...8 μm Sn hot-dip tinned | Storage temperature, min.             | -40 °C   |
| Storage temperature, max.             | 70 °C                      | Operating temperature, min.           | -50 °C   |
| Operating temperature, max.           | 100 °C                     | Temperature range, installation, min. | -30 °C   |
| Temperature range, installation, max. | 100 °C                     |                                       |          |

## Conductors suitable for connection

|                      |                      |
|----------------------|----------------------|
| Clamping range, min. | 0.13 mm <sup>2</sup> |
| Clamping range, max. | 3.31 mm <sup>2</sup> |

## BLF 5.08HC/05/90LR SN BK BX

**Weidmüller Interface GmbH & Co. KG**  
 Klingenbergstraße 26  
 D-32758 Detmold  
 Germany

www.weidmueller.com

## Technical data

|                                                 |                      |
|-------------------------------------------------|----------------------|
| Wire connection cross section AWG, min.         | AWG 26               |
| Wire connection cross section AWG, max.         | AWG 12               |
| Solid, min. H05(07) V-U                         | 0.2 mm <sup>2</sup>  |
| Solid, max. H05(07) V-U                         | 2.5 mm <sup>2</sup>  |
| Flexible, min. H05(07) V-K                      | 0.2 mm <sup>2</sup>  |
| Flexible, max. H05(07) V-K                      | 2.5 mm <sup>2</sup>  |
| w. plastic collar ferrule, DIN 46228 pt 4, min. | 0.25 mm <sup>2</sup> |
| w. plastic collar ferrule, DIN 46228 pt 4, max. | 2.5 mm <sup>2</sup>  |
| w. wire end ferrule, DIN 46228 pt 1, min.       | 0.25 mm <sup>2</sup> |
| w. wire end ferrule, DIN 46228 pt 1, max.       | 2.5 mm <sup>2</sup>  |
| Plug gauge in accordance with EN 60999 a x b; ø | 2.8 mm x 2.0 mm      |

| Clampable conductor | Cross-section for conductor connection | Type                         | fine-wired                   |       |
|---------------------|----------------------------------------|------------------------------|------------------------------|-------|
|                     |                                        | nominal                      | nominal                      |       |
| wire end ferrule    |                                        | Stripping length             | nominal                      | 12 mm |
|                     |                                        | Recommended wire-end ferrule | <a href="#">H0.5/16 OR</a>   |       |
|                     |                                        | Stripping length             | nominal                      | 10 mm |
|                     |                                        | Recommended wire-end ferrule | <a href="#">H0.5/10</a>      |       |
| wire end ferrule    |                                        | Stripping length             | nominal                      | 12 mm |
|                     |                                        | Recommended wire-end ferrule | <a href="#">H0.75/16 W</a>   |       |
|                     |                                        | Stripping length             | nominal                      | 10 mm |
|                     |                                        | Recommended wire-end ferrule | <a href="#">H0.75/10</a>     |       |
| wire end ferrule    |                                        | Stripping length             | nominal                      | 12 mm |
|                     |                                        | Recommended wire-end ferrule | <a href="#">H1.0/16D R</a>   |       |
|                     |                                        | Stripping length             | nominal                      | 10 mm |
|                     |                                        | Recommended wire-end ferrule | <a href="#">H1.0/10</a>      |       |
| wire end ferrule    |                                        | Stripping length             | nominal                      | 10 mm |
|                     |                                        | Recommended wire-end ferrule | <a href="#">H1.5/10</a>      |       |
|                     |                                        | Stripping length             | nominal                      | 12 mm |
|                     |                                        | Recommended wire-end ferrule | <a href="#">H1.5/16 R</a>    |       |
| wire end ferrule    |                                        | Stripping length             | nominal                      | 10 mm |
|                     |                                        | Recommended wire-end ferrule | <a href="#">H2.5/10</a>      |       |
|                     |                                        | Stripping length             | nominal                      | 13 mm |
|                     |                                        | Recommended wire-end ferrule | <a href="#">H2.5/16DS BL</a> |       |

**Reference text** The outside diameter of the plastic collar should not be larger than the pitch (P), Length of ferrules is to be chosen depending on the product and the rated voltage.

## BLF 5.08HC/05/90LR SN BK BX

**Weidmüller Interface GmbH & Co. KG**  
 Klingenbergstraße 26  
 D-32758 Detmold  
 Germany

www.weidmueller.com

## Technical data

### Rated data acc. to IEC

|                                                                           |                        |                                                                       |                   |
|---------------------------------------------------------------------------|------------------------|-----------------------------------------------------------------------|-------------------|
| tested acc. to standard                                                   | IEC 60664-1, IEC 61984 | Rated current, min. number of poles (Tu=20°C)                         | 24 A              |
| Rated current, max. number of poles (Tu=20°C)                             | 19 A                   | Rated current, min. number of poles (Tu=40°C)                         | 21 A              |
| Rated current, max. number of poles (Tu=40°C)                             | 16.5 A                 | Rated voltage for surge voltage class / pollution degree II/2         | 400 V             |
| Rated voltage for surge voltage class / pollution degree III/2            | 320 V                  | Rated voltage for surge voltage class / pollution degree III/3        | 250 V             |
| Rated impulse voltage for surge voltage class/ pollution degree II/2      | 4 kV                   | Rated impulse voltage for surge voltage class/ pollution degree III/2 | 4 kV              |
| Rated impulse voltage for surge voltage class/ contamination degree III/3 | 4 kV                   | Short-time withstand current resistance                               | 3 x 1s with 120 A |

### Rated data acc. to CSA

|                                   |                                                                        |                                   |                |
|-----------------------------------|------------------------------------------------------------------------|-----------------------------------|----------------|
| Institute (CSA)                   | CSA                                                                    | Certificate No. (CSA)             | 200039-1121690 |
| Rated voltage (Use group B / CSA) | 300 V                                                                  | Rated voltage (Use group D / CSA) | 300 V          |
| Rated current (Use group B / CSA) | 10 A                                                                   | Rated current (Use group D / CSA) | 10 A           |
| Wire cross-section, AWG, min.     | AWG 12                                                                 | Wire cross-section, AWG, max.     | AWG 26         |
| Reference to approval values      | Specifications are maximum values, details - see approval certificate. |                                   |                |

### Rated data acc. to UL 1059

|                                       |                                                                        |                                       |        |
|---------------------------------------|------------------------------------------------------------------------|---------------------------------------|--------|
| Institute (cURus)                     | CURUS                                                                  | Certificate No. (cURus)               | E60693 |
| Rated voltage (Use group B / UL 1059) | 300 V                                                                  | Rated voltage (Use group D / UL 1059) | 300 V  |
| Rated current (Use group B / UL 1059) | 18.5 A                                                                 | Rated current (Use group D / UL 1059) | 10 A   |
| Wire cross-section, AWG, min.         | AWG 26                                                                 | Wire cross-section, AWG, max.         | AWG 12 |
| Reference to approval values          | Specifications are maximum values, details - see approval certificate. |                                       |        |

### Packing

|           |           |            |           |
|-----------|-----------|------------|-----------|
| Packaging | Box       | VPE length | 350.00 mm |
| VPE width | 135.00 mm | VPE height | 30.00 mm  |

### Type tests

|                                              |                |                                                                                    |
|----------------------------------------------|----------------|------------------------------------------------------------------------------------|
| Test: Durability of markings                 | Standard       | DIN EN 61984 section 7.3.2 / 09.02 taking pattern from DIN EN 60068-2-70 / 07.96   |
|                                              | Test           | mark of origin, type identification, pitch, type of material, date clock           |
|                                              | Evaluation     | available                                                                          |
|                                              | Test           | durability                                                                         |
| Test: Misengagement (Non-interchangeability) | Standard       | DIN EN 61984 section 6.3 and 6.9.1 / 09.02, DIN EN 60512-13-5 / 11.08              |
|                                              | Test           | 180° turned with coding elements                                                   |
|                                              | Evaluation     | passed                                                                             |
|                                              | Test           | visual examination                                                                 |
| Test: Clampable cross section                | Evaluation     | passed                                                                             |
|                                              | Standard       | DIN EN 60999-1 section 7 and 9.1 / 12.00, DIN EN 60947-1 section 8.2.4.5.1 / 04.08 |
|                                              | Conductor type | Type of conductor solid 0.2 mm <sup>2</sup> and conductor cross-section            |

**BLF 5.08HC/05/90LR SN BK BX**

**Weidmüller Interface GmbH & Co. KG**  
 Klingenbergstraße 26  
 D-32758 Detmold  
 Germany

www.weidmueller.com

**Technical data**

|                                                           |                |                                               |                              |
|-----------------------------------------------------------|----------------|-----------------------------------------------|------------------------------|
|                                                           |                | Type of conductor and conductor cross-section | stranded 0.2 mm <sup>2</sup> |
|                                                           |                | Type of conductor and conductor cross-section | solid 2.5 mm <sup>2</sup>    |
|                                                           |                | Type of conductor and conductor cross-section | stranded 2.5 mm <sup>2</sup> |
|                                                           |                | Type of conductor and conductor cross-section | AWG 26/1                     |
|                                                           |                | Type of conductor and conductor cross-section | AWG 26/19                    |
|                                                           |                | Type of conductor and conductor cross-section | AWG 14/1                     |
|                                                           |                | Type of conductor and conductor cross-section | AWG 14/19                    |
|                                                           | Evaluation     | passed                                        |                              |
|                                                           | Standard       | DIN EN 60999-1 section 9.4 / 12.00            |                              |
|                                                           | Requirement    | 0.2 kg                                        |                              |
|                                                           | Conductor type | Type of conductor and conductor cross-section | AWG 26/1                     |
|                                                           |                | Type of conductor and conductor cross-section | AWG 26/19                    |
|                                                           | Evaluation     | passed                                        |                              |
|                                                           | Requirement    | 0.3 kg                                        |                              |
|                                                           | Conductor type | Type of conductor and conductor cross-section | H05V-U0.5                    |
|                                                           |                | Type of conductor and conductor cross-section | H05V-K0.5                    |
|                                                           | Evaluation     | passed                                        |                              |
|                                                           | Requirement    | 0.7 kg                                        |                              |
|                                                           | Conductor type | Type of conductor and conductor cross-section | H07V-U2.5                    |
|                                                           |                | Type of conductor and conductor cross-section | H07V-K2.5                    |
|                                                           | Evaluation     | passed                                        |                              |
|                                                           | Requirement    | 0.9 kg                                        |                              |
|                                                           | Conductor type | Type of conductor and conductor cross-section | AWG 12/1                     |
|                                                           |                | Type of conductor and conductor cross-section | AWG 12/19                    |
|                                                           | Evaluation     | passed                                        |                              |
|                                                           | Standard       | DIN EN 60999-1 section 9.5 / 12.00            |                              |
|                                                           | Requirement    | ≥10 N                                         |                              |
|                                                           | Conductor type | Type of conductor and conductor cross-section | AWG 26/1                     |
|                                                           |                | Type of conductor and conductor cross-section | AWG 26/19                    |
| Test for damage to and accidental loosening of conductors |                |                                               |                              |
| Pull-out test                                             |                |                                               |                              |

**BLF 5.08HC/05/90LR SN BK BX**

**Weidmüller Interface GmbH & Co. KG**  
 Klingenbergstraße 26  
 D-32758 Detmold  
 Germany

**Technical data**

www.weidmueller.com

|                |                                               |           |
|----------------|-----------------------------------------------|-----------|
| Evaluation     | passed                                        |           |
| Requirement    | ≥20 N                                         |           |
| Conductor type | Type of conductor and conductor cross-section | H05V-U0.5 |
|                | Type of conductor and conductor cross-section | H05V-K0.5 |
| Evaluation     | passed                                        |           |
| Requirement    | ≥50 N                                         |           |
| Conductor type | Type of conductor and conductor cross-section | H07V-U2.5 |
|                | Type of conductor and conductor cross-section | H07V-K2.5 |
| Evaluation     | passed                                        |           |
| Requirement    | ≥60 N                                         |           |
| Conductor type | Type of conductor and conductor cross-section | AWG 12/1  |
|                | Type of conductor and conductor cross-section | AWG 12/19 |
| Evaluation     | passed                                        |           |

**Important note**

**IPC conformity** Conformity: The products are developed, manufactured and delivered according international recognized standards and norms and comply with the assured properties in the data sheet resp. fulfill decorative properties in accordance with IPC-A-610 "Class 2". Further claims on the products can be evaluated on request.

- Notes**
- Additional variants on request
  - Gold-plated contact surfaces on request
  - Rated current related to rated cross-section & min. No. of poles.
  - Wire end ferrule without plastic collar to DIN 46228/1
  - Wire end ferrule with plastic collar to DIN 46228/4
  - P on drawing = pitch
  - Crimping shape "A" for wire end ferrules with PZ 6/5 crimping tool recommended.
  - The test point can only be used as potential-pickup point.
  - In accordance with IEC 61984, OMNIMATE-connectors are connectors without breaking capacity (COC). During designated use, connectors are not allowed to be engaged or disengaged when live or under load
  - Long term storage of the product with average temperature of 50 °C and maximum humidity 70%, 36 months

**Classifications**

|             |             |             |             |
|-------------|-------------|-------------|-------------|
| ETIM 8.0    | EC002638    | ETIM 9.0    | EC002638    |
| ETIM 10.0   | EC002638    | ECLASS 14.0 | 27-46-02-02 |
| ECLASS 15.0 | 27-46-02-02 |             |             |


**BLF 5.08HC/05/90LR SN BK BX**

**Weidmüller Interface GmbH & Co. KG**  
 Klingenbergstraße 26  
 D-32758 Detmold  
 Germany

www.weidmueller.com

Drawings

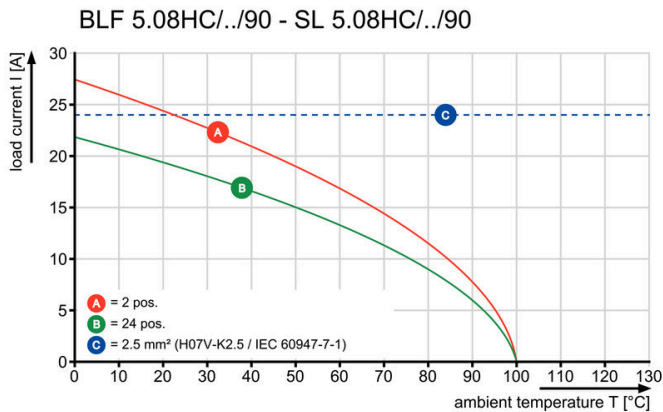
Product image



Dimensional drawing



Graph



Graph



Uncompromising functionality High vibration resistance

**Drawings**

**Product benefits**



Solid PUSH IN contact  
Safe and durable

**Product benefits**



Cost-effective wiring  
Quick and intuitive operation

**Product benefits**



Wide clamping range  
Tool-free wire connection

**Product benefits**



Self-locking Immediately on plugging in

**Uncompromising functionality**  
**High vibration resistance**



## BLF 5.08HC/05/90LR SN BK BX

**Weidmüller Interface GmbH & Co. KG**  
 Klingenbergstraße 26  
 D-32758 Detmold  
 Germany

www.weidmueller.com

## Accessories

### Coding elements



Only connects what is supposed to be connected: the right connection at the right place.  
 Coding elements and locking devices clearly assign connecting elements during the manufacturing process and operation  
 The coding elements and locking devices are inserted prior to assembly or during the cable assembly phase. The Weidmüller alternative: configure online using the variant configurator to precode prior to delivery. Incorrect assembly on the circuit board and incorrect plugging of connecting elements is no longer possible. The advantage: no troubleshooting during manufacture and no operational errors by the user.

### General ordering data

|            |                            |                                                                                |
|------------|----------------------------|--------------------------------------------------------------------------------|
| Type       | BLZ/SL KO BK BX            | Version                                                                        |
| Order No.  | <a href="#">1545710000</a> | PCB plug-in connector, Accessories, Coding element, black, Number of poles: 1  |
| GTIN (EAN) | 4008190087142              |                                                                                |
| Qty.       | 50 ST                      |                                                                                |
| Type       | BLZ/SL KO OR BX            | Version                                                                        |
| Order No.  | <a href="#">1573010000</a> | PCB plug-in connector, Accessories, Coding element, orange, Number of poles: 1 |
| GTIN (EAN) | 4008190048396              |                                                                                |
| Qty.       | 100 ST                     |                                                                                |

### Slotted screwdriver



Slotted screwdriver with rounded blade SD DIN 5265, ISO 2380/2, output to DIN 5264, ISO 2380/1. ChromTop tip, SoftFinish grip

### General ordering data

|            |                            |                          |
|------------|----------------------------|--------------------------|
| Type       | SDS 0.6X3.5X100            | Version                  |
| Order No.  | <a href="#">9008330000</a> | Screwdriver, Screwdriver |
| GTIN (EAN) | 4032248056286              |                          |
| Qty.       | 1 ST                       |                          |
| Type       | SDS 0.6X3.5X200            | Version                  |
| Order No.  | <a href="#">9010110000</a> | Screwdriver, Screwdriver |
| GTIN (EAN) | 4032248300754              |                          |
| Qty.       | 1 ST                       |                          |
| Type       | SDIS 0.6X3.5X100           | Version                  |
| Order No.  | <a href="#">9008390000</a> | Screwdriver, Screwdriver |
| GTIN (EAN) | 4032248056354              |                          |
| Qty.       | 1 ST                       |                          |

**BLF 5.08HC/05/90LR SN BK BX**

**Weidmüller Interface GmbH & Co. KG**  
 Klingenbergstraße 26  
 D-32758 Detmold  
 Germany

**Counterpart**

www.weidmueller.com

**SL 5.08HC/180F**



Pin headers in glass-fibre-reinforced plastic with straight wire outlet; optimised for wave soldering. The flange variant (F) can be screwed onto the respective counter piece or the circuit board. There is no need for an extra screw to connect the circuit board when the solder flange (LF) version is used. This also protects the solder points from mechanical strain. All pin headers can be manually coded or ordered pre-coded. HC = High Current.

**General ordering data**

|            |                            |                                                                    |
|------------|----------------------------|--------------------------------------------------------------------|
| Type       | SL 5.08HC/05/180F 3.2SN... | Version                                                            |
| Order No.  | <a href="#">1148570000</a> | PCB plug-in connector, male header, Flange, THT solder connection, |
| GTIN (EAN) | 4032248932122              | 5.08 mm, Number of poles: 5, 180°, Solder pin length (l): 3.2 mm,  |
| Qty.       | 48 ST                      | tinned, black, Box                                                 |
| Type       | SL 5.08HC/05/180F 3.2SN... | Version                                                            |
| Order No.  | <a href="#">1147230000</a> | PCB plug-in connector, male header, Flange, THT solder connection, |
| GTIN (EAN) | 4032248931064              | 5.08 mm, Number of poles: 5, 180°, Solder pin length (l): 3.2 mm,  |
| Qty.       | 48 ST                      | tinned, orange, Box                                                |

**SL 5.08HC/180LF**



Pin headers in glass-fibre-reinforced plastic with straight wire outlet; optimised for wave soldering. The flange variant (F) can be screwed onto the respective counter piece or the circuit board. There is no need for an extra screw to connect the circuit board when the solder flange (LF) version is used. This also protects the solder points from mechanical strain. All pin headers can be manually coded or ordered pre-coded. HC = High Current.

**General ordering data**

|            |                            |                                                                       |
|------------|----------------------------|-----------------------------------------------------------------------|
| Type       | SL 5.08HC/05/180LF 3.2S... | Version                                                               |
| Order No.  | <a href="#">1149320000</a> | PCB plug-in connector, male header, Solder flange, THT solder         |
| GTIN (EAN) | 4032248932610              | connection, 5.08 mm, Number of poles: 5, 180°, Solder pin length (l): |
| Qty.       | 48 ST                      | 3.2 mm, tinned, black, Box                                            |
| Type       | SL 5.08HC/05/180LF 3.2S... | Version                                                               |
| Order No.  | <a href="#">1147990000</a> | PCB plug-in connector, male header, Solder flange, THT solder         |
| GTIN (EAN) | 4032248107988              | connection, 5.08 mm, Number of poles: 5, 180°, Solder pin length (l): |
| Qty.       | 48 ST                      | 3.2 mm, tinned, orange, Box                                           |

## BLF 5.08HC/05/90LR SN BK BX

Weidmüller Interface GmbH & Co. KG  
Klingenbergstraße 26  
D-32758 Detmold  
Germany

## Counterpart

www.weidmueller.com

## SL 5.08HC/90F



Pin headers made from glass-fibre-reinforced plastic with 90° wire outlet; optimised for wave soldering. The flange variant (F) can be screwed onto the respective counter piece or the circuit board. There is no need for an extra screw to connect the circuit board when the solder flange (LF) version is used. This also protects the solder points from mechanical strain. All pin headers can be manually coded or ordered pre-coded. HC = High Current.

## General ordering data

|            |                            |                                                                    |
|------------|----------------------------|--------------------------------------------------------------------|
| Type       | SL 5.08HC/05/90F 3.2SN ... | Version                                                            |
| Order No.  | <a href="#">1150120000</a> | PCB plug-in connector, male header, Flange, THT solder connection, |
| GTIN (EAN) | 4032248936724              | 5.08 mm, Number of poles: 5, 90°, Solder pin length (l): 3.2 mm,   |
| Qty.       | 48 ST                      | tinned, black, Box                                                 |
| Type       | SL 5.08HC/05/90F 3.2SN ... | Version                                                            |
| Order No.  | <a href="#">1148710000</a> | PCB plug-in connector, male header, Flange, THT solder connection, |
| GTIN (EAN) | 4032248935406              | 5.08 mm, Number of poles: 5, 90°, Solder pin length (l): 3.2 mm,   |
| Qty.       | 48 ST                      | tinned, orange, Box                                                |

## SL 5.08HC/90LF



Pin headers made from glass-fibre-reinforced plastic with 90° wire outlet; optimised for wave soldering. The flange variant (F) can be screwed onto the respective counter piece or the circuit board. There is no need for an extra screw to connect the circuit board when the solder flange (LF) version is used. This also protects the solder points from mechanical strain. All pin headers can be manually coded or ordered pre-coded. HC = High Current.

## General ordering data

|            |                            |                                                                      |
|------------|----------------------------|----------------------------------------------------------------------|
| Type       | SL 5.08HC/05/90LF 3.2SN... | Version                                                              |
| Order No.  | <a href="#">1150380000</a> | PCB plug-in connector, male header, Solder flange, THT solder        |
| GTIN (EAN) | 4032248936397              | connection, 5.08 mm, Number of poles: 5, 90°, Solder pin length (l): |
| Qty.       | 48 ST                      | 3.2 mm, tinned, black, Box                                           |
| Type       | SL 5.08HC/05/90LF 3.2SN... | Version                                                              |
| Order No.  | <a href="#">1149480000</a> | PCB plug-in connector, male header, Solder flange, THT solder        |
| GTIN (EAN) | 4032248935970              | connection, 5.08 mm, Number of poles: 5, 90°, Solder pin length (l): |
| Qty.       | 48 ST                      | 3.2 mm, tinned, orange, Box                                          |

## BLF 5.08HC/05/90LR SN BK BX

Weidmüller Interface GmbH & Co. KG  
Klingenbergstraße 26  
D-32758 Detmold  
Germany

## Counterpart

www.weidmueller.com

## SL-SMT 5.08/180F Box



High-temperature-resistant pin header, packed in box or tape. On tape, with 1.5 mm solder pin, optimised for automatic assembly. 3.2 mm solder pin suitable for reflow and wave soldering. The pin headers provide space for labelling and can be coded. HC = High Current.

## General ordering data

|            |                            |                                                                                                                                  |
|------------|----------------------------|----------------------------------------------------------------------------------------------------------------------------------|
| Type       | SL-SMT 5.08HC/05/180F 1... | Version                                                                                                                          |
| Order No.  | <a href="#">1837330000</a> | PCB plug-in connector, male header, Flange, THT/THR solder connection, 5.08 mm, Number of poles: 5, 180°, Solder pin length (l): |
| GTIN (EAN) | 4032248345922              |                                                                                                                                  |
| Qty.       | 48 ST                      | 1.5 mm, tinned, black, Box                                                                                                       |
| Type       | SL-SMT 5.08HC/05/180F 3... | Version                                                                                                                          |
| Order No.  | <a href="#">1820770000</a> | PCB plug-in connector, male header, Flange, THT/THR solder connection, 5.08 mm, Number of poles: 5, 180°, Solder pin length (l): |
| GTIN (EAN) | 4032248317639              |                                                                                                                                  |
| Qty.       | 48 ST                      | 3.2 mm, tinned, black, Box                                                                                                       |

## SL-SMT 5.08/180LF Box



High-temperature-resistant pin header, packed in box or tape. On tape, with 1.5 mm solder pin, optimised for automatic assembly. 3.2 mm solder pin suitable for reflow and wave soldering. The pin headers provide space for labelling and can be coded. HC = High Current.

## General ordering data

|            |                            |                                                                                                                                         |
|------------|----------------------------|-----------------------------------------------------------------------------------------------------------------------------------------|
| Type       | SL-SMT 5.08HC/05/180LF ... | Version                                                                                                                                 |
| Order No.  | <a href="#">1776392001</a> | PCB plug-in connector, male header, Solder flange, THT/THR solder connection, 5.08 mm, Number of poles: 5, 180°, Solder pin length (l): |
| GTIN (EAN) | 4032248159178              |                                                                                                                                         |
| Qty.       | 48 ST                      | 1.5 mm, tinned, black, Box                                                                                                              |
| Type       | SL-SMT 5.08HC/05/180LF ... | Version                                                                                                                                 |
| Order No.  | <a href="#">1838470000</a> | PCB plug-in connector, male header, Solder flange, THT/THR solder connection, 5.08 mm, Number of poles: 5, 180°, Solder pin length (l): |
| GTIN (EAN) | 4032248348534              |                                                                                                                                         |
| Qty.       | 48 ST                      | 3.2 mm, tinned, black, Box                                                                                                              |

## BLF 5.08HC/05/90LR SN BK BX

**Weidmüller Interface GmbH & Co. KG**  
 Klingenbergstraße 26  
 D-32758 Detmold  
 Germany

www.weidmueller.com

## Counterpart

## SL-SMT 5.08/180LF Tape



High-temperature-resistant pin header, packed in box or tape. On tape, with 1.5 mm solder pin, optimised for automatic assembly. 3.2 mm solder pin suitable for reflow and wave soldering. The pin headers provide space for labelling and can be coded. HC = High Current.

## General ordering data

|            |                            |                                                                                                                                         |
|------------|----------------------------|-----------------------------------------------------------------------------------------------------------------------------------------|
| Type       | SL-SMT 5.08HC/05/180LF ... | Version                                                                                                                                 |
| Order No.  | <a href="#">1776394001</a> | PCB plug-in connector, male header, Solder flange, THT/THR solder connection, 5.08 mm, Number of poles: 5, 180°, Solder pin length (l): |
| GTIN (EAN) | 4032248163618              |                                                                                                                                         |
| Qty.       | 250 ST                     | 1.5 mm, tinned, black, Tape                                                                                                             |

## SL-SMT 5.08/270FH Box



High-temperature-resistant, straight, open pin header. Packed in box or tape. On tape and with 1.5 mm solder pin, optimised for automatic assembly. 3.2 mm solder pin suitable for reflow and wave soldering. The pin headers provide space for labelling and can be coded. HC = High Current.

## General ordering data

|            |                            |                                                                                                                                         |
|------------|----------------------------|-----------------------------------------------------------------------------------------------------------------------------------------|
| Type       | SL-SMT 5.08HC/05/270FH ... | Version                                                                                                                                 |
| Order No.  | <a href="#">1877990000</a> | PCB plug-in connector, male header, Solder flange, THT/THR solder connection, 5.08 mm, Number of poles: 5, 270°, Solder pin length (l): |
| GTIN (EAN) | 4032248468744              |                                                                                                                                         |
| Qty.       | 50 ST                      | 1.5 mm, tinned, black, Box                                                                                                              |
| Type       | SL-SMT 5.08HC/05/270FH ... | Version                                                                                                                                 |
| Order No.  | <a href="#">1877430000</a> | PCB plug-in connector, male header, Solder flange, THT/THR solder connection, 5.08 mm, Number of poles: 5, 270°, Solder pin length (l): |
| GTIN (EAN) | 4032248468072              |                                                                                                                                         |
| Qty.       | 50 ST                      | 3.2 mm, tinned, black, Box                                                                                                              |

## SL-SMT 5.08/270FH Tape



High-temperature-resistant, straight, open pin header. Packed in box or tape. On tape and with 1.5 mm solder pin, optimised for automatic assembly. 3.2 mm solder pin suitable for reflow and wave soldering. The pin headers provide space for labelling and can be coded. HC = High Current.

## BLF 5.08HC/05/90LR SN BK BX

**Weidmüller Interface GmbH & Co. KG**  
 Klingenbergstraße 26  
 D-32758 Detmold  
 Germany

## Counterpart

www.weidmueller.com

### General ordering data

|            |                            |                                                                       |
|------------|----------------------------|-----------------------------------------------------------------------|
| Type       | SL-SMT 5.08HC/05/270FH ... | Version                                                               |
| Order No.  | <a href="#">1876950000</a> | PCB plug-in connector, male header, Solder flange, THT/THR solder     |
| GTIN (EAN) | 4032248467402              | connection, 5.08 mm, Number of poles: 5, 270°, Solder pin length (l): |
| Qty.       | 335 ST                     | 1.5 mm, tinned, black, Tape                                           |

### SL-SMT 5.08/270FL Box




High-temperature-resistant, straight, open pin header. Packed in box or tape. On tape and with 1.5 mm solder pin, optimised for automatic assembly. 3.2 mm solder pin suitable for reflow and wave soldering. The pin headers provide space for labelling and can be coded. HC = High Current.

### General ordering data

|            |                            |                                                                       |
|------------|----------------------------|-----------------------------------------------------------------------|
| Type       | SL-SMT 5.08HC/05/270FL ... | Version                                                               |
| Order No.  | <a href="#">1876880000</a> | PCB plug-in connector, male header, Solder flange, THT/THR solder     |
| GTIN (EAN) | 4032248467464              | connection, 5.08 mm, Number of poles: 5, 270°, Solder pin length (l): |
| Qty.       | 50 ST                      | 3.2 mm, tinned, black, Box                                            |

### SL-SMT 5.08/270FL Tape



High-temperature-resistant, straight, open pin header. Packed in box or tape. On tape and with 1.5 mm solder pin, optimised for automatic assembly. 3.2 mm solder pin suitable for reflow and wave soldering. The pin headers provide space for labelling and can be coded. HC = High Current.

### General ordering data

|            |                            |                                                                       |
|------------|----------------------------|-----------------------------------------------------------------------|
| Type       | SL-SMT 5.08HC/05/270FL ... | Version                                                               |
| Order No.  | <a href="#">1877070000</a> | PCB plug-in connector, male header, Solder flange, THT/THR solder     |
| GTIN (EAN) | 4032248467686              | connection, 5.08 mm, Number of poles: 5, 270°, Solder pin length (l): |
| Qty.       | 350 ST                     | 1.5 mm, tinned, black, Tape                                           |

|            |                            |                                                                       |
|------------|----------------------------|-----------------------------------------------------------------------|
| Type       | SL-SMT 5.08HC/05/270FL ... | Version                                                               |
| Order No.  | <a href="#">1876700000</a> | PCB plug-in connector, male header, Solder flange, THT/THR solder     |
| GTIN (EAN) | 4032248467211              | connection, 5.08 mm, Number of poles: 5, 270°, Solder pin length (l): |
| Qty.       | 350 ST                     | 3.2 mm, tinned, black, Tape                                           |

## BLF 5.08HC/05/90LR SN BK BX

Weidmüller Interface GmbH & Co. KG  
Klingenbergstraße 26  
D-32758 Detmold  
Germany

www.weidmueller.com

## Counterpart

## SL-SMT 5.08HC/90F Box



High-temperature-resistant pin header, packed in box or tape. On tape, with 1.5 mm solder pin, optimised for automatic assembly. 3.2 mm solder pin suitable for reflow and wave soldering. The pin headers provide space for labelling and can be coded. HC = High Current.

## General ordering data

|            |                            |                                                                      |
|------------|----------------------------|----------------------------------------------------------------------|
| Type       | SL-SMT 5.08HC/05/90F 3...  | Version                                                              |
| Order No.  | <a href="#">1837660000</a> | PCB plug-in connector, male header, Flange, THT/THR solder           |
| GTIN (EAN) | 4032248347476              | connection, 5.08 mm, Number of poles: 5, 90°, Solder pin length (l): |
| Qty.       | 48 ST                      | 3.2 mm, tinned, black, Box                                           |

## SL-SMT 5.08HC/90LF Box



High-temperature-resistant pin header, packed in box or tape. On tape, with 1.5 mm solder pin, optimised for automatic assembly. 3.2 mm solder pin suitable for reflow and wave soldering. The pin headers provide space for labelling and can be coded. HC = High Current.

## General ordering data

|            |                            |                                                                      |
|------------|----------------------------|----------------------------------------------------------------------|
| Type       | SL-SMT 5.08HC/05/90LF 1... | Version                                                              |
| Order No.  | <a href="#">1775262001</a> | PCB plug-in connector, male header, Solder flange, THT/THR solder    |
| GTIN (EAN) | 4032248157242              | connection, 5.08 mm, Number of poles: 5, 90°, Solder pin length (l): |
| Qty.       | 48 ST                      | 1.5 mm, tinned, black, Box                                           |
| Type       | SL-SMT 5.08HC/05/90LF 3... | Version                                                              |
| Order No.  | <a href="#">1780440000</a> | PCB plug-in connector, male header, Solder flange, THT/THR solder    |
| GTIN (EAN) | 4032248165766              | connection, 5.08 mm, Number of poles: 5, 90°, Solder pin length (l): |
| Qty.       | 48 ST                      | 3.2 mm, tinned, black, Box                                           |

## SL-SMT 5.08HC/90LF Tape



High-temperature-resistant pin header, packed in box or tape. On tape, with 1.5 mm solder pin, optimised for automatic assembly. 3.2 mm solder pin suitable for reflow and wave soldering. The pin headers provide space for labelling and can be coded. HC = High Current.

## BLF 5.08HC/05/90LR SN BK BX

Weidmüller Interface GmbH & Co. KG  
Klingenbergstraße 26  
D-32758 Detmold  
Germany

www.weidmueller.com

## Counterpart

## General ordering data

|            |                            |                                                                      |
|------------|----------------------------|----------------------------------------------------------------------|
| Type       | SL-SMT 5.08HC/05/90LF 1... | Version                                                              |
| Order No.  | <a href="#">1775264001</a> | PCB plug-in connector, male header, Solder flange, THT/THR solder    |
| GTIN (EAN) | 4032248167814              | connection, 5.08 mm, Number of poles: 5, 90°, Solder pin length (l): |
| Qty.       | 350 ST                     | 1.5 mm, tinned, black, Tape                                          |

## SLDV-THR 5.08/180F



High-temperature resistant, double level, laterally offset, male connector with flange or solder flange. 1.5 mm solder pin is suitable for reflow soldering. 3.2 mm solder pin suitable for reflow and wave soldering. The pin headers provide space for labelling and can be coded.

## General ordering data

|            |                            |                                                                   |
|------------|----------------------------|-------------------------------------------------------------------|
| Type       | SLDV-THR 5.08/10/180F 1... | Version                                                           |
| Order No.  | <a href="#">1828920000</a> | PCB plug-in connector, male header, Flange, THT/THR solder        |
| GTIN (EAN) | 4032248335619              | connection, 5.08 mm, Number of poles: 10, 180°, Solder pin length |
| Qty.       | 32 ST                      | (l): 1.5 mm, tinned, black, Box                                   |
| Type       | SLDV-THR 5.08/10/180F 3... | Version                                                           |
| Order No.  | <a href="#">1828800000</a> | PCB plug-in connector, male header, Flange, THT/THR solder        |
| GTIN (EAN) | 4032248335480              | connection, 5.08 mm, Number of poles: 10, 180°, Solder pin length |
| Qty.       | 32 ST                      | (l): 3.2 mm, tinned, black, Box                                   |

## SLDV-THR 5.08/180FLF



High-temperature resistant, double level, laterally offset, male connector with flange or solder flange. 1.5 mm solder pin is suitable for reflow soldering. 3.2 mm solder pin suitable for reflow and wave soldering. The pin headers provide space for labelling and can be coded.

## General ordering data

|            |                            |                                                                     |
|------------|----------------------------|---------------------------------------------------------------------|
| Type       | SLDV-THR 5.08/10/180FLF... | Version                                                             |
| Order No.  | <a href="#">1829040000</a> | PCB plug-in connector, male header, Flange / Solder flange, THT/THR |
| GTIN (EAN) | 4032248335732              | solder connection, 5.08 mm, Number of poles: 10, 180°, Solder pin   |
| Qty.       | 32 ST                      | length (l): 3.2 mm, tinned, black, Box                              |