


**STL 5/EN****Weidmüller Interface GmbH & Co. KG**Klingenbergstraße 26  
D-32758 Detmold  
Germany

www.weidmueller.com

**Product image**

To feed through power, signal, and data is the classical requirement in electrical engineering and panel building. The insulating material, the connection system and the design of the terminal blocks are the differentiating features. A feed-through terminal block is suitable for joining and/or connecting one or more conductors. They could have one or more connection levels that are on the same potential or insulated against one another.

**General ordering data**

Version	Bolt-type screw terminals, Feed-through terminal, Rated cross-section: 16 mm <sup>2</sup> , Screw connection
Order No.	<a href="#">0448460000</a>
Type	STL 5/EN
GTIN (EAN)	4008 1905 19834
Qty.	20 items

## STL 5/EN

Weidmüller Interface GmbH &amp; Co. KG

Klingenbergstraße 26

D-32758 Detmold

Germany

www.weidmueller.com

## Technical data

## Approvals

Approvals



ROHS Conform

## Dimensions and weights

Depth	47.5 mm	Depth (inches)	1.8701 inch
Height	54.5 mm	Height (inches)	2.1457 inch
Width	16.4 mm	Width (inches)	0.6457 inch
Net weight	24.51 g		

## Temperatures

Storage temperature	-25 °C...55 °C	Ambient temperature	-5 °C...40 °C
Continuous operating temp., min.	-50 °C	Continuous operating temp., max.	120 °C

## Environmental Product Compliance

RoHS Compliance Status	Compliant without exemption
REACH SVHC	No SVHC above 0.1 wt%

## Material data

Basic material	Wemid	Colour	dark beige
UL 94 flammability rating	V-0		

## System specifications

End cover plate required	Yes	Number of potentials	1
Number of levels	1	Number of clamping points per level	1
Levels cross-connected internally	No	PE connection	No
Mounting rail	TS 32, TS 35		

## Additional technical data

Open sides	Open	Number of similar terminals	1
Explosion-tested version	No	Type of mounting	Clamped

## Conductors for clamping (rated connection)

Wire connection cross section AWG, max.	AWG 6	Connection direction	on side
Tightening torque, max.	3 Nm	Tightening torque, min.	2 Nm
Type of connection	Screw connection	Number of connections	2
Clamping range, max.	16 mm <sup>2</sup>	Clamping range, min.	4 mm <sup>2</sup>
Wire connection cross section AWG, min.	AWG 12	Wire connection cross-section, finely stranded with wire-end ferrules DIN 46228/4, min.	4 mm <sup>2</sup>
Wire connection cross-section, finely stranded with wire-end ferrules DIN 46228/1, min.	4 mm <sup>2</sup>	Wire connection cross section, finely stranded, max.	16 mm <sup>2</sup>
Wire connection cross section, finely stranded, min.	4 mm <sup>2</sup>	Connection cross-section, stranded, max.	16 mm <sup>2</sup>
Connection cross-section, stranded, min. 4 mm <sup>2</sup>		Stud size for spade connection	M 5

## STL 5/EN

**Weidmüller Interface GmbH & Co. KG**  
 Klingenbergstraße 26  
 D-32758 Detmold  
 Germany

www.weidmueller.com

## Technical data

Wire connection cross-section, solid core, max.	16 mm <sup>2</sup>	Wire connection cross-section, solid core, min.	4 mm <sup>2</sup>
Connection cross-section, finely stranded, min.	4 mm <sup>2</sup>		

### General

Wire connection cross section AWG, max.	AWG 6	Wire connection cross section AWG, min.	AWG 12
Standards	IEC 60947-7-1	Mounting rail	TS 32, TS 35

### Rating data

Rated cross-section	16 mm <sup>2</sup>	Rated voltage	800 V
Rated DC voltage	800 V	Nominal current	76 A
Current at maximum wires	76 A	Standards	IEC 60947-7-1
Volume resistance according to IEC 60947-7-x	0.42 mΩ	Rated impulse withstand voltage	8 kV
Power loss in accordance with IEC 60947-7-x	2.43 W	Pollution severity	3

### Classifications

ETIM 8.0	EC000897	ETIM 9.0	EC000897
ETIM 10.0	EC000897	ECLASS 14.0	27-25-01-01
ECLASS 15.0	27-25-01-01		

## STL 5/EN

**Weidmüller Interface GmbH & Co. KG**  
 Klingenbergstraße 26  
 D-32758 Detmold  
 Germany

www.weidmueller.com

## Accessories

### Cross-connections



The distribution or multiplication of a potential to adjoining terminal blocks is realized via a cross-connection. Additional wiring effort can be easily avoided. Even if the poles are broken out, contact reliability in the terminal blocks is still ensured. Our portfolio offers pluggable and screwable cross-connection systems for modular terminal blocks.

### General ordering data

Type	QL 2 ST5	Version	
Order No.	<a href="#">3834300000</a>	Cross-connector (terminal), when screwed in, grey, 41 A, Number of	
GTIN (EAN)	4008190456955	poles: 2, Pitch in mm (P): 16.30, Insulated: No, Width: 17.5 mm	
Qty.	20 ST		

### End plates and partition plates




Partition plates and end plates are essential accessories for terminal blocks. Partition plates provide optical and electrical separation of different potentials and functional groups, increasing safety and ensuring a clear structure inside the control cabinet. End plates close the terminal block row on the sides, protect against contact with live parts, and ensure a clean, stable finish. Both components are precisely matched to the respective Weidmüller terminal block series, contributing to safe, compliant, and professional wiring.

### General ordering data

Type	AP ST5	Version	
Order No.	<a href="#">0447260000</a>	End plate for terminals, beige, Height: 52 mm, Width: 1.5 mm, V-2,	
GTIN (EAN)	4032248183913	PA 66, Snap-on: Yes	
Qty.	10 ST		
Type	TW ST5 PA/BE	Version	
Order No.	<a href="#">0477660000</a>	Partition plate (terminal), beige, Height: 52 mm, Width: 1.5 mm, V-0,	
GTIN (EAN)	4008190461263	Wemid	
Qty.	10 ST		

### End bracket



Weidmüller's range of products includes end brackets that guarantee a permanent, reliable mounting on the terminal rail and prevent sliding. Versions with and without screws are available. The end brackets include marking options, also for group markers, and also a test plug holder.

## STL 5/EN

Weidmüller Interface GmbH &amp; Co. KG

Klingenbergstraße 26

D-32758 Detmold

Germany


www.weidmueller.com

## Accessories

## General ordering data

Type	EWK 1	Version
Order No.	<a href="#">0206160000</a>	End bracket, beige, TS 32, V-0, Wemid, Width: 9 mm, 100 °C
GTIN (EAN)	4008190080020	
Qty.	50 ST	

## Mounting support



We offer a broad portfolio of mounting support for easy handling and supplementation of our products. From various tools to insulating sleeves and various screws, our components are matched to each other down to the last detail and thus facilitate assembly in compliance with the respective standards and protective regulations.

## General ordering data

Type	SST 3 2M	Version
Order No.	<a href="#">0152700000</a>	Accessories, Retaining pin
GTIN (EAN)	4008190126193	
Qty.	2 M	

## Blank



The Dekafix (DEK) marker is the universal marker for all conductor and plug-in connectors as well as for electronic sub-assemblies. The system is ideal for short number sequences and covers a wide range of ready-printed markers.

Strips for fast installation in only one work step. The printing is easy to read, rich in contrast and available in various widths.

- Large range of ready-to-use markers
  - Strips for fast installation
  - Terminal markers, suitable for all Weidmüller cable connectors
  - Available as blank MultiCard or with standard printing
- For custom printing: Please send us a file of our labeling software M-Print PRO or M-Print PRO Online (without installation) for your labeling specifications.

## General ordering data

Type	DEK 5/6 MC NE WS	Version
Order No.	<a href="#">1609820000</a>	Dekafix, Terminal marker, 5 x 6 mm, Pitch in mm (P): 6.00
GTIN (EAN)	4008190203436	Weidmueller, white
Qty.	1000 ST	
Type	WS 10/6 M MC NE WS	Version
Order No.	<a href="#">1818400000</a>	WS, Terminal marker, 10 x 6 mm, Pitch in mm (P): 6.00 Weidmueller,
GTIN (EAN)	4032248310876	Allen-Bradley, white
Qty.	600 ST	

## STL 5/EN

**Weidmüller Interface GmbH & Co. KG**  
 Klingenbergstraße 26  
 D-32758 Detmold  
 Germany

www.weidmueller.com

## Accessories

Type	WS 10/6 MC NE WS	Version
Order No.	<a href="#">1828450000</a>	WS, Terminal marker, 10 x 6 mm, Pitch in mm (P): 6.00 Weidmueller,
GTIN (EAN)	4032248350513	Allen-Bradley, white
Qty.	600 ST	
Type	WS 10/6 PLUS MC NE WS	Version
Order No.	<a href="#">1046390000</a>	WS, Terminal marker, 10 x 6 mm, Pitch in mm (P): 6.00 Weidmueller,
GTIN (EAN)	4032248782109	Allen-Bradley, white
Qty.	600 ST	

## DEK 5/6



### WS/ DEK

MultiMark terminal markers use an innovative composite material made from two components. The hard base contour of the marker snaps securely into the connector. The elastic surface finish makes the marker easy to mount. This specially punched material enables the strips to be stretched to accommodate the slight variations in spacing that tend to add up, especially with long terminal blocks. Another advantage: the excellent printability of the surface material guarantees durable and wear-resistant labelling. A print resolution of 300 dpi also produces a very legible script.

Your benefits with MultiMark

- Firm hold and durable printing
- Continuous strips save installation time
- Easy mounting thanks to an innovative composite material
- Large label field for optimal legibility
- High flexibility thanks to manufacturer independence

### General ordering data

Type	DEK 5/6 MM WS	Version
Order No.	<a href="#">2007120000</a>	Dekafix, Terminal marker, 5 x 6 mm, Weidmueller, white
GTIN (EAN)	4050118392104	
Qty.	600 ST	