


SAKRD/35 O.DLS2**Weidmüller Interface GmbH & Co. KG**

Klingenbergstraße 26

D-32758 Detmold

Germany

www.weidmueller.com**Product image**

Fuse terminal blocks and component terminal blocks allow protective and functional elements to be integrated directly into the terminal strip. Fuse terminal blocks include built-in fuse holders to reliably protect electrical circuits against overload –ideal for control and distribution systems. Component terminal blocks make it possible to incorporate electronic components such as diodes, resistors, or LEDs directly into the wiring. This enables space-saving and clearly arranged implementation of switching functions and signal separation. Both types of terminal blocks ensure higher safety, easy maintenance, and a compact, function-oriented installation.

General ordering data

Version	Test-disconnect terminal, Screw connection, beige / yellow, 4 mm ² , 10 A, 250 V, Number of connections: 2, Number of levels: 1
Order No.	0299960000
Type	SAKRD/35 O.DLS2
GTIN (EAN)	4008190182403
Qty.	50 items
Alternative product	WTR 4/O.TNHE

SAKRD/35 O.DLS2

Weidmüller Interface GmbH & Co. KG
 Klingenbergstraße 26
 D-32758 Detmold
 Germany

www.weidmueller.com

Technical data

Approvals

Approvals



ROHS Conform

Dimensions and weights

Depth	38 mm	Depth (inches)	1.4961 inch
Height	46 mm	Height (inches)	1.811 inch
Width	6.5 mm	Width (inches)	0.2559 inch
Net weight	8.82 g		

Temperatures

Storage temperature	-25 °C...55 °C	Ambient temperature	-50 °C...55 °C
Continuous operating temp., min.	-50 °C	Continuous operating temp., max.	100 °C

Environmental Product Compliance

RoHS Compliance Status	Compliant without exemption
REACH SVHC	No SVHC above 0.1 wt%

Material data

Basic material	PA 66	Colour	beige / yellow
UL 94 flammability rating	V-2		

System specifications

Version	Screw connection, One end without connector	End cover plate required	Yes
Number of potentials	1	Number of levels	1
Number of clamping points per level	2	Number of potentials per tier	1
Levels cross-connected internally	No	PE connection	No
Mounting rail	TS 35	N-function	No
PE function	No	PEN function	No

Additional technical data

Open sides	right	Number of similar terminals	1
Installation advice	Direct mounting	Type of mounting	Snap-on

CSA rating data

Wire cross section max. (CSA)	12 AWG	Voltage size C (CSA)	300 V
Current size C (CSA)	10 A	Certificate No. (CSA)	12400-132
Wire cross section min. (CSA)	22 AWG		

Conductors for clamping (additional connection)

Connection type, additional connection Screw connection

SAKRD/35 O.DLS2

Weidmüller Interface GmbH & Co. KG
 Klingenbergstraße 26
 D-32758 Detmold
 Germany

www.weidmueller.com

Technical data

Conductors for clamping (rated connection)

Gauge to IEC 60947-1	A3	Wire connection cross section AWG, max.	AWG 12
Connection direction	on side	Tightening torque, max.	1 Nm
Tightening torque, min.	0.5 Nm	Stripping length	8 mm
Type of connection 2	Screw connection	Type of connection	Screw connection
Number of connections	2	Clamping range, max.	4 mm ²
Clamping range, min.	0.13 mm ²	Clamping screw	M 3
Blade size	0.6 x 3.5 mm	Wire connection cross section AWG, min.	AWG 26
Wire connection cross-section, finely stranded with wire-end ferrules DIN 46228/4, min.	0.13 mm ²	Wire connection cross-section, finely stranded with wire-end ferrules DIN 46228/1, max.	2.5 mm ²
Wire connection cross-section, finely stranded with wire-end ferrules DIN 46228/1, min.	0.13 mm ²	Wire connection cross section, finely stranded, max.	4 mm ²
Wire connection cross section, finely stranded, min.	0.13 mm ²	Connection cross-section, stranded, max.	4 mm ²
Connection cross-section, stranded, min.	0.13 mm ²	Twin wire-end ferrules, max.	1.5 mm ²
Twin wire-end ferrules, min.	0.5 mm ²	Torque level with DMS electric screwdriver	2
Wire connection cross-section, solid core, max.	4 mm ²	Wire connection cross-section, solid core, min.	0.13 mm ²
Connection cross-section, finely stranded, min.	0.13 mm ²		

General

Wire connection cross section AWG, max.	AWG 12	Installation advice	Direct mounting
Wire connection cross section AWG, min.	AWG 26	Standards	IEC 60947-7-1
Mounting rail	TS 35		

Rating data

Rated cross-section	4 mm ²	Rated voltage	250 V
Rated DC voltage	250 V	Nominal current	10 A
Current at maximum wires	10 A	Standards	IEC 60947-7-1
Volume resistance according to IEC 60947-7-x	1 mΩ	Rated impulse withstand voltage	6 kV
Power loss in accordance with IEC 60947-7-x	1.02 W	Pollution severity	3

Classifications

ETIM 8.0	EC000902	ETIM 9.0	EC000902
ETIM 10.0	EC000902	ECLASS 14.0	27-25-01-09
ECLASS 15.0	27-25-01-09		

SAKRD/35 O.DLS2

Weidmüller Interface GmbH & Co. KG
 Klingenbergstraße 26
 D-32758 Detmold
 Germany

Accessories

www.weidmueller.com

End plates and partition plates




Partition plates and end plates are essential accessories for terminal blocks. Partition plates provide optical and electrical separation of different potentials and functional groups, increasing safety and ensuring a clear structure inside the control cabinet. End plates close the terminal block row on the sides, protect against contact with live parts, and ensure a clean, stable finish. Both components are precisely matched to the respective Weidmüller terminal block series, contributing to safe, compliant, and professional wiring.

General ordering data

Type	AP SAKR BE	Version
Order No.	0211360000	End plate for terminals, beige, Height: 42 mm, Width: 1.5 mm, V-2,
GTIN (EAN)	4008190184834	PA 66, Snap-on: Yes
Qty.	20 ST	
Type	AP SAKR BL	Version
Order No.	0211380000	End plate for terminals, blue, Height: 42 mm, Width: 1.5 mm, V-2, PA
GTIN (EAN)	4008190141943	66, Snap-on: Yes
Qty.	20 ST	
Type	TW SAK2.5 HP/TF/GE/1	Version
Order No.	0297100000	Partition plate (terminal), yellow, Height: 50 mm, Width: 1 mm, V-2,
GTIN (EAN)	4008190161545	PA 66
Qty.	20 ST	

Component plugs



The component plug is used to integrate an electrical component in a disconnect terminal block. After soldering the electronic component, the plug can be integrated into the disconnection area of our disconnect terminal blocks and thus changes the disconnect terminal block into a modular terminal block with integrated electronic component.

General ordering data

Type	DLS 2 SCMU SAKRD	Version
Order No.	0321060000	Plug (terminal), Number of connections: 1, Number of poles: 1, Width:
GTIN (EAN)	4008190007386	5.8 mm
Qty.	50 ST	

SAKRD/35 O.DLS2

Weidmüller Interface GmbH & Co. KG
 Klingenbergstraße 26
 D-32758 Detmold
 Germany

www.weidmueller.com

Accessories

Disconnect plugs



In contrast to the terminal blocks with integrated disconnect lever, our disconnect plugs can be completely detached or removed from the terminal block and the respective application and offer a flexible alternative solution to our standard disconnectors.

General ordering data

Type	QB 2 WI RA6 IS	Version	
Order No.	0482700000	Cross-connector (terminal), when screwed in, grey, 27 A, Number of poles: 2, Pitch in mm (P): 6.00, Insulated: Yes, Width: 3 mm	
GTIN (EAN)	4008190166021		
Qty.	50 ST		

Cross-connections



The distribution or multiplication of a potential to adjoining terminal blocks is realized via a cross-connection. Additional wiring effort can be easily avoided. Even if the poles are broken out, contact reliability in the terminal blocks is still ensured. Our portfolio offers pluggable and screwable cross-connection systems for modular terminal blocks.

General ordering data

Type	QB 3 WI RA6 IS	Version	
Order No.	0482800000	Cross-connector (terminal), when screwed in, grey, 27 A, Number of poles: 3, Pitch in mm (P): 6.00, Insulated: Yes, Width: 3 mm	
GTIN (EAN)	4008190145217		
Qty.	50 ST		
Type	QB 4 WI RA6 IS	Version	
Order No.	0482900000	Cross-connector (terminal), when screwed in, grey, 27 A, Number of poles: 4, Pitch in mm (P): 6.00, Insulated: Yes, Width: 3 mm	
GTIN (EAN)	4008190086169		
Qty.	50 ST		

Testadapter and testsockets



Test adapters and test plugs are used for the electrical connection between terminal blocks and the test equipment. In this way, an electrical contact can be established in the wired state and measurements can be done easily.

SAKRD/35 O.DLS2

Weidmüller Interface GmbH & Co. KG

Klingenbergstraße 26

D-32758 Detmold

Germany

www.weidmueller.com

Accessories

General ordering data

Type	PS 2.3 RT	Version
Order No.	0180400000	Test adapter (terminal), 230 V, 20 mA
GTIN (EAN)	4008190060121	
Qty.	20 ST	
Type	STB 6/D3.7/2.3/M3 SAKR	Version
Order No.	0379400000	SAK Series, Socket
GTIN (EAN)	4008190023478	
Qty.	100 ST	

Blank



The Dekafix (DEK) marker is the universal marker for all conductor and plug-in connectors as well as for electronic sub-assemblies. The system is ideal for short number sequences and covers a wide range of ready-printed markers.

Strips for fast installation in only one work step. The printing is easy to read, rich in contrast and available in various widths.

- Large range of ready-to-use markers
 - Strips for fast installation
 - Terminal markers, suitable for all Weidmüller cable connectors
 - Available as blank MultiCard or with standard printing
- For custom printing: Please send us a file of our labeling software M-Print PRO or M-Print PRO Online (without installation) for your labeling specifications.

General ordering data

Type	DEK 5/6.5 MC NE WS	Version
Order No.	1609840000	Dekafix, Terminal marker, 5 x 6.5 mm, Pitch in mm (P): 6.50
GTIN (EAN)	4008190203429	Weidmueller, white
Qty.	900 ST	

Custom printing



The Dekafix (DEK) marker is the universal marker for all conductor and plug-in connectors as well as for electronic sub-assemblies. The system is ideal for short number sequences and covers a wide range of ready-printed markers.

Strips for fast installation in only one work step. The printing is easy to read, rich in contrast and available in various widths.

- Large range of ready-to-use markers
 - Strips for fast installation
 - Terminal markers, suitable for all Weidmüller cable connectors
 - Available as blank MultiCard or with standard printing
- For custom printing: Please send us a file of our labeling software M-Print PRO or M-Print PRO Online (without installation) for your labeling specifications.

SAKRD/35 O.DLS2

Weidmüller Interface GmbH & Co. KG
 Klingenbergstraße 26
 D-32758 Detmold
 Germany


www.weidmueller.com

Accessories

General ordering data

Type	DEK 5/6.5 MC SDR	Version	
Order No.	1609850000		Dekafix, Terminal marker, 5 x 6.5 mm, Pitch in mm (P): 6.50
GTIN (EAN)	4008190456610		Weidmueller, To customer specification
Qty.	180 ST		

Marker holder



The marker holder offer the possibility of additional mounting of standard markers with a pitch of 5 or 5.1 mm. The angled holders can be optionally snapped together and could be mounted in all standard marking channels of the Klippon® Connect modular terminal blocks. Fitting marker types could be found under the respective accessories of the designation marking holder.

General ordering data

Type	BZT 1 WS 10/5	Version	
Order No.	1805490000		Accessories, Marker holder
GTIN (EAN)	4032248270231		
Qty.	100 ST		
Type	BZT 1 ZA WS 10/5	Version	
Order No.	1805520000		Accessories, Marker holder
GTIN (EAN)	4032248270248		
Qty.	100 ST		