

RCM571524

Weidmüller Interface GmbH & Co. KG
 Klingenbergstraße 26
 D-32758 Detmold
 Germany

www.weidmueller.com

Product image



Similar to illustration

General ordering data

Version	RIDERSERIES RCM, Relay, Number of contacts: 4, CO contact with test button AgNi, Rated control voltage: 24 V AC, Continuous current: 6 A, Plug-in connection, Test button available: Yes
Order No.	8694260000
Type	RCM571524
GTIN (EAN)	4032248365937
Qty.	10 items
Delivery status	This article will no longer be available in the future.
Available until	2026-06-30T00:00:00+02:00

RCM571524

Weidmüller Interface GmbH & Co. KG

Klingenbergstraße 26
D-32758 Detmold
Germany

www.weidmueller.com

Technical data

Approvals

Approvals



ROHS Conform

UL File Number Search [UL Website](#)

Certificate No. (cURus) E522350

Dimensions and weights

Depth	29 mm	Depth (inches)	1.1417 inch
Height	28 mm	Height (inches)	1.1024 inch
Width	22.5 mm	Width (inches)	0.8858 inch
Net weight	30.8 g		

Temperatures

Storage temperature	-40 °C...85 °C	Ambient temperature	-40 °C...70 °C
Operating temperature		Humidity	40 °C / 93 % rel. humidity, no condensation

Environmental Product Compliance

RoHS Compliance Status	Compliant without exemption
REACH SVHC	No SVHC above 0.1 wt%

Rated data UL

Certificate No. (cURus)	E522350
-------------------------	---------

Control side

Rated control voltage	24 V AC	Rated current AC	45 mA
Power rating	1080 mVA	Coil resistance	192 Ω ± 10 %
Status indicator	No		

Load side

Rated switching voltage	240 V AC	Continuous current	6 A
Max. switching frequency at rated load	0.1 Hz	Inrush current	12 A / 20 ms
AC switching capacity (resistive), max.	1500 VA	DC switching capacity (resistive), max.	144 W @ 24 V
Switch-on delay	≤ 15 ms	Switch-off delay	≤ 10 ms
Contact type	4 CO contact with test button (AgNi)	Mechanical service life	AC coil 20 x 106 switching cycles, DC coil 30 x 106 switching cycles
Min. switching power	1 mA @ 24 V, 10 mA @ 12 V, 100 mA @ 5 V		

General data

Version	Solder connection	Test button available	Yes
Version of test button	lockable	Mechanical switch position indicator	Yes
Colour	Transparent	UL 94 flammability rating	V-2

RCM571524

Weidmüller Interface GmbH & Co. KG
 Klingenbergstraße 26
 D-32758 Detmold
 Germany

www.weidmueller.com

Technical data

Insulation coordination

Rated voltage	250 V	Pollution severity	2
Surge voltage category	III	Insulating material group	IIIa
Creepage and clearance distance input \geq 4 mm output		Dielectric strength, Input/Output	2.5 kVeff / 1 Min.
Dielectric strength of neighbouring contacts	2 kVeff / 1 min	Dielectric strength of open contact	1.2 kVeff / 1 min.
Impulse withstand voltage	5 kV (1.2/50 μ s)	Protection degree	IP20

Further details of approvals / standards

Standards	IEC 61810-1, UL508	Certificate No. (CSA)	249409-2426937
Certificate No. (VDE)	40011762	Certificate No. (cURus)	E522350

Connection data

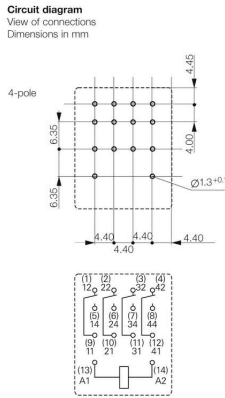
Wire connection method	Plug-in connection
------------------------	--------------------

Classifications

ETIM 8.0	EC001437	ETIM 9.0	EC001437
ETIM 10.0	EC001437	ECLASS 14.0	27-37-16-01
ECLASS 15.0	27-37-16-01		

Drawings

Wiring diagram

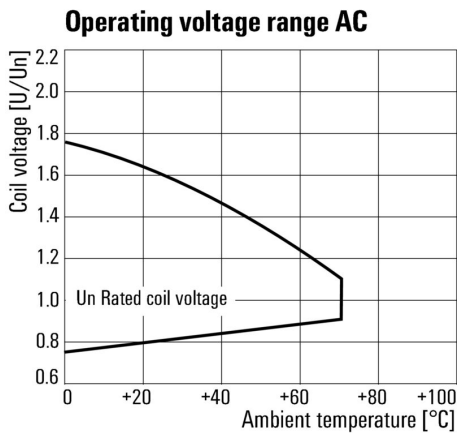


Graph



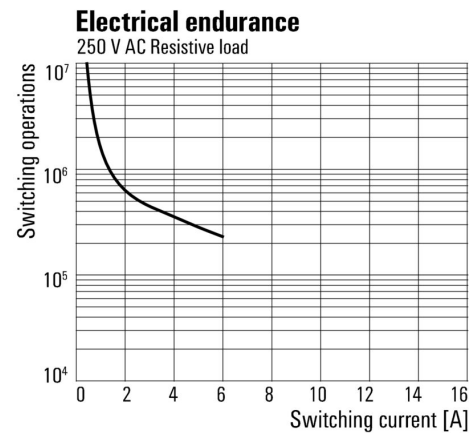
DC load limit curve Resistive load

Graph



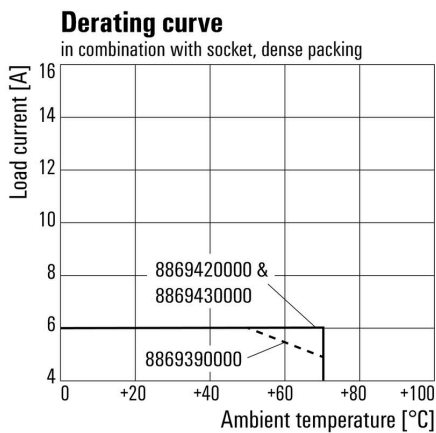
AC operational voltage range

Graph



Electrical service life 250 V AC resistive load

Graph



Derating curve Relay in combination with base

Miscellaneous



Type codes