

S2L 3.50/28/90G 3.5SN OR BX

Weidmüller Interface GmbH & Co. KG


Klingenbergstraße 26

D-32758 Detmold

Germany

www.weidmueller.com

Product image



Angled, two-tier pin header available as closed-sided or with flange (open-sided pin headers on request). Pin headers with 3.5mm pins are designed for wave soldering and are packaged in a box. They can be screwed on to the PCB. The pin headers provide space for labelling and can be coded.

General ordering data

| | |
|--------------|---|
| Version | PCB plug-in connector, male header, closed side, THT solder connection, 3.50 mm, Number of poles: 28, 90°, Solder pin length (l): 3.5 mm, tinned, orange, Box |
| Order No. | 1727940000 |
| Type | S2L 3.50/28/90G 3.5SN OR BX |
| GTIN (EAN) | 4032248039432 |
| Qty. | 36 items |
| Product data | IEC: 250 V / 10 A UL: 150 V / 10 A |
| Packaging | Box |

S2L 3.50/28/90G 3.5SN OR BX

Weidmüller Interface GmbH & Co. KG
Klingenbergstraße 26
D-32758 Detmold
Germany

www.weidmueller.com

Technical data

Approvals

Approvals



| | |
|-----------------------|----------------------------|
| ROHS | Conform |
| UL File Number Search | UL Website |
| Certificate No. (UR) | E60693 |

Dimensions and weights

| | | | |
|--------------------------|-------------|-----------------|-------------|
| Depth | 14.2 mm | Depth (inches) | 0.5591 inch |
| Height | 14 mm | Height (inches) | 0.5512 inch |
| Height of lowest version | 10.5 mm | Width | 50.4 mm |
| Width (inches) | 1.9842 inch | Net weight | 7.95 g |

Environmental Product Compliance

| | |
|------------------------|-----------------------------|
| RoHS Compliance Status | Compliant without exemption |
| REACH SVHC | No SVHC above 0.1 wt% |

System specifications

| Product family | OMNIMATE Signal - series B2L/S2L 3.50 - 2-row | Type of connection | Board connection |
|--|---|--|---------------------------------|
| Mounting onto the PCB | THT solder connection | Pitch in mm (P) | 3.50 mm |
| Pitch in inches (P) | 0.138 " | Outgoing elbow | 90° |
| Number of poles | 28 | Number of solder pins per pole | 1 |
| Solder pin length (l) | 3.5 mm | Solder pin dimensions | d = 1.0 mm, Octagonal |
| Solder eyelet hole diameter (D) | 1.3 mm | Solder eyelet hole diameter tolerance (D)+ | 0,1 mm |
| L1 in mm | 45.50 mm | L1 in inches | 1.791 " |
| Number of rows | 1 | Pin series quantity | 2 |
| Touch-safe protection acc. to DIN VDE 57 106 | finger-safe unplugged/ back-of-hand-safe plugged | Touch-safe protection acc. to DIN VDE 0470 | IP20 plugged/ IP10 unplugged |
| Can be coded | Yes | Plugging force/pole, max. | 5 N |
| Pulling force/pole, max. | 4 N | | |

Material data

| | | | |
|---------------------------------------|----------|---------------------------------------|-------------------------------------|
| Insulating material | PBT | Colour | orange |
| Colour chart (similar) | RAL 2000 | Insulating material group | Illa |
| Comparative Tracking Index (CTI) | ≥ 200 | Moisture Level (MSL) | |
| UL 94 flammability rating | V-0 | Contact material | Cu-alloy |
| Contact surface | tinned | Layer structure of solder connection | 2...3 µm Ni / 5...7 µm Sn glossy |
| Storage temperature, min. | -40 °C | Storage temperature, max. | 70 °C |
| Operating temperature, min. | -50 °C | Operating temperature, max. | 100 °C |
| Temperature range, installation, min. | -30 °C | Temperature range, installation, max. | 100 °C |

Rated data acc. to IEC

| | | | |
|---|------------------------|---|------|
| tested acc. to standard | IEC 60664-1, IEC 61984 | Rated current, min. number of poles (Tu=20°C) | 10 A |
| Rated current, max. number of poles (Tu=20°C) | 10 A | Rated current, min. number of poles (Tu=40°C) | 9 A |

S2L 3.50/28/90G 3.5SN OR BX

Weidmüller Interface GmbH & Co. KG

Klingenbergstraße 26
D-32758 Detmold
Germany

www.weidmueller.com

Technical data

| | | | |
|---|--------|---|------------------|
| Rated current, max. number of poles (Tu=40°C) | 8.5 A | Rated voltage for surge voltage class / pollution degree II/2 | 250 V |
| Rated voltage for surge voltage class / pollution degree III/2 | 125 V | Rated voltage for surge voltage class / pollution degree III/3 | 80 V |
| Rated impulse voltage for surge voltage class/ pollution degree II/2 | 2.5 kV | Rated impulse voltage for surge voltage class/ pollution degree III/2 | 2.5 kV |
| Rated impulse voltage for surge voltage class/ contamination degree III/3 | 2.5 kV | Short-time withstand current resistance | 3 x 1s with 77 A |

Rated data acc. to CSA

| | | | |
|-----------------------------------|--|-----------------------------------|----------------|
| Institute (CSA) | CSA | Certificate No. (CSA) | 200039-1488444 |
| Rated voltage (Use group B / CSA) | 150 V | Rated current (Use group B / CSA) | 5 A |
| Reference to approval values | Specifications are maximum values, details - see approval certificate. | | |

Rated data acc. to UL 1059

| | | | |
|---------------------------------------|--|---------------------------------------|--------|
| Institute (UR) | UR | Certificate No. (UR) | E60693 |
| Rated voltage (Use group B / UL 1059) | 150 V | Rated voltage (Use group C / UL 1059) | 50 V |
| Rated current (Use group B / UL 1059) | 10 A | Rated current (Use group C / UL 1059) | 10 A |
| Reference to approval values | Specifications are maximum values, details - see approval certificate. | | |

Packing

| | | | |
|-----------|-----------|------------|-----------|
| Packaging | Box | VPE length | 350.00 mm |
| VPE width | 135.00 mm | VPE height | 30.00 mm |

Important note

| | |
|----------------|---|
| IPC conformity | Conformity: The products are developed, manufactured and delivered according international recognized standards and norms and comply with the assured properties in the data sheet resp. fulfill decorative properties in accordance with IPC-A-610 "Class 2". Further claims on the products can be evaluated on request. |
| Notes | <ul style="list-style-type: none"> • Additional variants on request • Gold-plated contact surfaces on request • Spacing between rows: see hole layout • Rated current related to rated cross-section & min. No. of poles. • Diameter of solder eyelet D = 1.3+0.1 mm • P on drawing = pitch • Rated data refer only to the component itself. Clearance and creepage distances to other components are to be designed in accordance with the relevant application standards. • In accordance with IEC 61984, OMNIMATE-connectors are connectors without breaking capacity (COC). During designated use, connectors are not allowed to be engaged or disengaged when live or under load • Long term storage of the product with average temperature of 50 °C and maximum humidity 70%, 36 months |

Classifications

| | | | |
|-------------|-------------|-------------|-------------|
| ETIM 8.0 | EC002637 | ETIM 9.0 | EC002637 |
| ETIM 10.0 | EC002637 | ECLASS 14.0 | 27-46-02-01 |
| ECLASS 15.0 | 27-46-02-01 | | |


S2L 3.50/28/90G 3.5SN OR BX

Weidmüller Interface GmbH & Co. KG
Klingenbergstraße 26
D-32758 Detmold
Germany

www.weidmueller.com

Drawings

Product image



Dimensional drawing



S2L 3.50/28/90G 3.5SN OR BX

Weidmüller Interface GmbH & Co. KG

Klingenbergstraße 26
D-32758 Detmold
Germany

www.weidmueller.com

Accessories

LED Light guides



Effective: the link between LED and front panel. Floodlight indicators allow users to monitor the switching states without requiring a special design: optical plastic directs the light from standard LEDs around a bend into the connectors or through the front plate.

The fibre-optic elements are simply clipped behind the relevant 90° bend male connectors (90° outlet direction). Versions with different incoming light beam heights achieve maximum light efficiency for LEDs with different designs or heights.

The advantages compared to conventional solutions:


- No additional LED circuit board required behind the front panel
- No "long-legged" LEDs with separate mounting required
- Bent fibre-optic cable line for maximum light efficiency
- Uncomplicated front plate bore holes due to circular shape of outgoing light beam
- Easy to maintain correct clearance and creepage distance
- Can be partitioned for smaller pole numbers

The result: simplified manufacturing process, reduced costs and simplified design

General ordering data

| | | |
|------------|----------------------------|---|
| Type | S2L/S2C 3.5 FLA 20/10 | Version |
| Order No. | 1699580000 | PCB plug-in connector, Accessories, Flood-light display, Transparent, |
| GTIN (EAN) | 4008190891350 | Number of poles: 10 |
| Qty. | 100 ST | |

Coding elements



Only connects what is supposed to be connected: the right connection at the right place.

Coding elements and locking devices clearly assign connecting elements during the manufacturing process and operation

The coding elements and locking devices are inserted prior to assembly or during the cable assembly phase. The Weidmüller alternative: configure online using the variant configurator to precode prior to delivery.

Incorrect assembly on the circuit board and incorrect plugging of connecting elements is no longer possible. The advantage: no troubleshooting during manufacture and no operational errors by the user.

General ordering data

| | | |
|------------|----------------------------|--|
| Type | B2L/S2L 3.50 KO BK BX | Version |
| Order No. | 1849740000 | PCB plug-in connector, Accessories, Coding element, black, Number |
| GTIN (EAN) | 4032248378203 | of poles: 1 |
| Qty. | 100 ST | |
| Type | B2L/S2L 3.50 KO OR BX | Version |
| Order No. | 1849730000 | PCB plug-in connector, Accessories, Coding element, orange, Number |
| GTIN (EAN) | 4032248378197 | of poles: 1 |
| Qty. | 100 ST | |