WPD 304 3X25/6X16+9X10 3XBK

Weidmüller Interface GmbH & Co. KG
Klingenbergstraße 26
D-32758 Detmold
Germany

www.weidmueller.com

Our WPD 1XX distribution blocks are used in all situations where power is supplied and distributed. Their user-friendly design creates a better overview and enables Rapid, efficient implementation of space-saving power distribution.

General ordering data

Version	Potential distributor terminal, Screw connection, black, 25 mm², 164 A, 1000 V, Number of connections: 18, Number of levels: 1
Order No.	2725400000
Type	WPD 304 3X25/6X16+9X10 3XBK
GTIN (EAN)	4050118796186
Qty.	1 pc(s).

WPD 304 3X25/6X16+9X10 3XBK

Weidmüller Interface GmbH & Co. KG
Klingenbergstraße 26
D-32758 Detmold
Germany

www.weidmueller.com

Technical data

Dimensions and weights

Depth	49 mm	Depth (inches)	1.929 inch
Height	68 mm	Height (inches)	2.677 inch
Width	94.5 mm	Width (inches)	3.72 inch
Net weight	305 g		

Temperatures

Storage temperature	-25 °C...55 °C	Ambient temperature	-5 °C...40 °C
Continuous operating temp., min.	-50 °C	Continuous operating temp., max.	130 °C

Material data

Material	Wemid	Colour	black
UL 94 flammability rating	V-0		

System specifications

Version	Screw connection	End cover plate required	No
Number of potentials	3	Number of levels	1
Number of clamping points per level	6	Number of potentials per tier	3
Levels cross-connected internally	Yes	Rail	Mounting plate, TS 35
N-function	No	PE function	No
PEN function	No		

Additional technical data

Explosion-tested version	Yes	Open sides	closed
Type of mounting	Snap-on		

Conductors for clamping (additional connection)

Connection type, additional connection	Screw connection

Conductors for clamping (rated connection)

Clamping range, max.	25 mm²	Clamping range, min.	1.5 mm²
Connection cross-section, stranded, max.	25 mm²	Connection direction	on side
Number of connections	18	Type of connection	Screw connection
Type of connection 2	Screw connection	Wire connection cross section AWG, max.	AWG 4
Wire connection cross section AWG, min.	AWG 16	Wire connection cross section, finely stranded, max.	0 mm²
Wire connection cross-section, finely stranded with wire-end ferrules DIN 46228/1, max.	16 mm²	Wire connection cross-section, solid core, max.	25 mm²

General

Number of poles	3	Rail	Mounting plate, TS 35
Standards	IEC 60947-7-1, UL 1059	Wire connection cross section AWG, max.	AWG 4
Wire connection cross section AWG, min.	AWG 16		

WPD 304 3X25/6X16+9X10 3XBK

Weidmüller Interface GmbH & Co. KG
Klingenbergstraße 26
D-32758 Detmold
Germany

www.weidmueller.com

Technical data

Rating data

Rated cross-section	25 mm²	Rated voltage	1,000 V
Rated AC voltage	1,000 V	Rated DC voltage	1,000 V
Rated current	164 A	Current at maximum wires	164 A
Standards	IEC 60947-7-1, UL 1059	Power loss in accordance with IEC 60947-7-x	2.5 W

Classifications

ETIM 6.0	EC000897	ETIM 7.0	EC000897
ETIM 8.0	EC000897	ETIM 9.0	EC000897
ETIM 10.0	EC000897	ECLASS 9.0	27-14-11-20
ECLASS 9.1	27-14-11-20	ECLASS 10.0	27-14-11-20
ECLASS 11.0	27-14-11-20	ECLASS 12.0	27-14-11-20
ECLASS 13.0	27-25-01-19	ECLASS 14.0	27-25-01-19
ECLASS 15.0	27-25-01-19		

Environmental Product Compliance

RoHS Compliance Status	Compliant with exemption
RoHS Exemption (if applicable/known)	6c
REACH SVHC	Lead 7439-92-1
SCIP	e1c310ef-6b67-4efa-80a6-d307472f4de9

Important note

Product information	The socket complies with flammability class V-2 according to UL94.

Approvals

Approvals	CE
Approvals MAMID	https://mdcop.weidmueller.com/mediadelivery/rendition/900_319222/-T1z1mm-S800/
ROHS	Conform

Downloads

Approval/Certificate/Document of Conformity	UKCA Ex Attestation of Conformity CB Certificate CE Declaration of Conformity UKCA declaration of conformity Confirmation of Standards EN 45545-2_2020-10
Engineering Data	CAD data – STEP
User Documentation	Manual - How to connect aluminum wires in WPD-Terminal blocks Torque_Conductor_Connection_Data_WPD_EN Drehmoment_Leiteranschlussdaten_WPD_DE
Catalogues	Catalogues in PDF-format

WPD 304 3X25/6X16+9X10 3XBK

Weidmüller Interface GmbH & Co. KG
Klingenbergstraße 26
D-32758 Detmold
Germany

www.weidmueller.com

Drawings

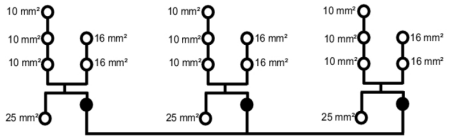

Conductor connection data according to IEC 60947-7-1 (Cu)

Input	connection point A			
	Copper		Aluminum*	
	▭ ▭ ▭	▭	▭ ▭ ▭	▭
25 mm²	2.5 Nm	2.5 Nm	5.1 Nm	5.1 Nm
16 mm²				
10 mm²				
6 mm²				
4 mm²				
2.5 mm²				
1.5 mm²				
Stripping lengths	19 mm			
Allen screw	M6			
* Values according to UL 1059				

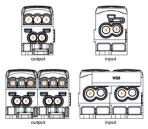

Output	connection point 1/2/3				connection point 4/5				connection point B			
	Copper		Aluminum*		Copper		Aluminum*		Copper		Aluminum*	
	▭ ▭ ▭	▭	▭ ▭ ▭	▭	▭ ▭ ▭	▭	▭ ▭ ▭	▭	▭ ▭ ▭	▭	▭ ▭ ▭	▭
16 mm²	2 Nm	2 Nm	5.1 Nm		2.5 Nm	2.5 Nm	5.1 Nm		2.5 Nm	2.5 Nm	5.1 Nm	
10 mm²								5.1 Nm				5.1 Nm
6 mm²												
4 mm²												
2.5 mm²												
1.5 mm²												
Stripping lengths	12 mm				14 mm				19 mm			
Allen screw	M5				M6				M6			
* Values according to UL 1059												

▭ Stranded ▭ Solid ▭ Flexible with ferrule ▭ Sector shaped

Conductor connection data according to UL 1059 (Al+Cu)

Certificate no. (UR)	32992-200003			
	connection point A			
Input (line)	Copper		Aluminum	
	▭ ▭ ▭	▭	▭ ▭ ▭	▭
AWG 4	22.1 Lb.In.		45.1 Lb.In.	45.1 Lb.In.
AWG 6				
AWG 8		22.1 Lb.In.		
AWG 10				
AWG 12				
max. current	85 A	65 A	65 A	50 A
Voltage size B.C (UR)	600 V			

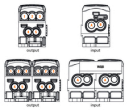

output (load)	connection point 1/2/3				connection point 4/5								connection point B			
	Copper		Aluminum		Copper		Aluminum		Copper		Aluminum		Copper		Aluminum	
	▭ ▭ ▭	▭	▭ ▭ ▭	▭	▭ ▭ ▭	▭	▭ ▭ ▭	▭	▭ ▭ ▭	▭	▭ ▭ ▭	▭	▭ ▭ ▭	▭	▭ ▭ ▭	▭
AWG 4																
AWG 6			45.1 Lb.In.				45.1 Lb.In.	45.1 Lb.In.							45.1 Lb.In.	
AWG 8																
AWG 10	22.1 Lb.In.	22.1 Lb.In.			22.1 Lb.In.	22.1 Lb.In.			22.1 Lb.In.	22.1 Lb.In.			22.1 Lb.In.	22.1 Lb.In.		
AWG 12																
AWG 14																
AWG 16																
max. current	85 A	50 A	50 A		85 A	65 A	65 A	50 A	65 A	50 A	50 A		50 A	50 A		
Voltage size B.C (UR)	600 V															

▭ Stranded ▭ Solid ▭ Flexible with ferrule

CSA Rating data according to CSA 22.2 No. 158

Certificate No. (CSA)	200037			
	Input		Output	
	CP* A	CP* 1/2/3	CP* 4/5	CP*B
AWG 4	2.5 Nm.			
AWG 6				
AWG 8				
AWG 10		2.5 Nm	2.5 Nm	2.5 Nm
AWG 12				
AWG 14				
AWG 16				
max. current	85 A	50 A	50 A	85 A
Voltage size C (CSA)	600 V			
* CP: connection point				

▭ Stranded ▭ Solid ▭ Flexible with ferrule

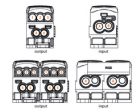

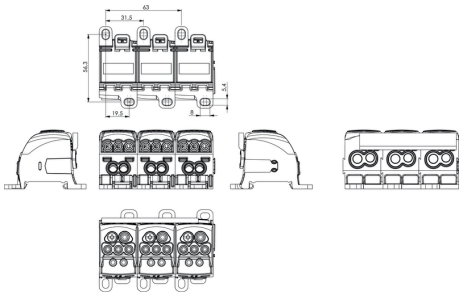

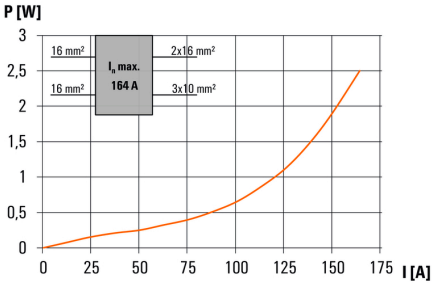

WPD 304 3X25/6X16+9X10 3XBK

Weidmüller Interface GmbH & Co. KG
Klingenbergstraße 26
D-32758 Detmold
Germany

www.weidmueller.com

Accessories

Cross connection

General ordering data

Type	WQB WPD X04/3	Version
Order No.	1561990000	Cross-connector (terminal), Plugged, grey, 135 A, Number of poles: 3,
GTIN (EAN)	4050118367324	Pitch in mm (P): 31.50, Insulated: Yes, Width: 80.2 mm
Qty.	20 pc(s).	

Type	WQB WPD X04/2	Version
Order No.	1561980000	Cross-connector (terminal), Plugged, grey, 135 A, Number of poles: 2,
GTIN (EAN)	4050118367317	Pitch in mm (P): 31.50, Insulated: Yes, Width: 49.3 mm
Qty.	20 pc(s).	

Crosshead screwdriver Pozidriv

Crosshead screwdriver, Pozidriv, SDK PZ DIN 5262, ISO 8764/2-PZ, output to ISO 8764/1-PZ, ChromTop tip, SoftFinish grip

General ordering data

Type	SDK PZ2	Version
Order No.	9008540000	Screwdriver, Screwdriver
GTIN (EAN)	4032248056538	
Qty.	1 pc(s).	

WPD 304 3X25/6X16+9X10 3XBK

Weidmüller Interface GmbH & Co. KG
Klingenbergstraße 26
D-32758 Detmold
Germany

www.weidmueller.com

Accessories

Socket wrench sets

Allen key made from fully hardened, high-alloy chromium-vanadium- steel, acc. to DIN ISO 2936 L (DIN 911), high-quality refined surface.

General ordering data

Type	SKS 2,0-8,0 MR	Version
Order No.	9008870000	socket wrenches
GTIN (EAN)	4032248266623	
Qty.	1 pc(s).	

Power distribution
Screw connection

W-Series
WPD 104 1x25+1x16/2x16+3x10

WPD 104	25 mm²	WPD 204	25 mm²

Width / Height / Depth	**mm**	**31.5 / 49 / 68**	**63 / 49 / 68**
max. current / max. conductor	**A/mm²**	**101 / 25**	**101 / 25**
max. clamping range	**mm²**	**1.5...25**	**1.5...25**

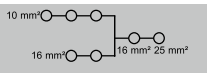

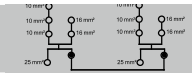

Technical data

Rated data			IEC	UL	CSA	EN 60079-7
Rated voltage		V	1000	600	600	550
Rated current		A	101	85	85	101
for wire cross-section	25 mm²	mm²	25	AWG 12...4	AWG 12...4	25
Rated impulse withstand voltage / Pollution severity			8 kV / 3			
Overvoltage category / UL 94 flammability rating			III / V-0			
Approvals						
Clamped conductors (H05V/H07V)			**Rated connection**			
Solid / Stranded	25 mm²	mm²	2.5...25 / 2.5...25			
	16 mm²	mm²	1.5...16 / 1.5...16			
	10 mm²	mm²	1.5...10 / 1.5...10			
Flexible with ferrule	25 mm²	mm²	1.5...16			
	16 mm²	mm²	1.5...10			
	10 mm²	mm²	1.5...6			
Stripping length / Blade size	25 mm²	mm/–	12 / M5			
	16 mm²	mm/–	14 / M6			
	10 mm²	mm/–	19 / M6			
Tightening torque		Nm	see appendix at the end of the chapter			
Note						

Rated data			IEC	UL	CSA	EN 60079-7
Rated voltage		V	1000	600	600	550
Rated current		A	101	85	85	101
for wire cross-section	25 mm²	mm²	25	AWG 12...4	AWG 12...4	25
Rated impulse withstand voltage / Pollution severity			8 kV / 3			
Overvoltage category / UL 94 flammability rating			III / V-0			
Approvals						
Clamped conductors (H05V/H07V)			**Rated connection**			
Solid / Stranded	25 mm²	mm²	2.5...25 / 2.5...25			
	16 mm²	mm²	1.5...16 / 1.5...16			
	10 mm²	mm²	1.5...10 / 1.5...10			
Flexible with ferrule	25 mm²	mm²	1.5...16			
	16 mm²	mm²	1.5...10			
	10 mm²	mm²	1.5...6			
Stripping length / Blade size	25 mm²	mm/–	12 / M5			
	16 mm²	mm/–	14 / M6			
	10 mm²	mm/–	19 / M6			
Tightening torque		Nm	see appendix at the end of the chapter			
Note						

Ordering data

Version		Type	Qty.	Order No.
	grey	WPD 104 1x25+1x16/2x16+3x10 GY	1	**1562000000**
	blue	WPD 104 1x25+1x16/2x16+3x10 BL	1	**2518250000**
	red	WPD 104 1x25+1x16/2x16+3x10 RD	1	**2725260000**
	black	WPD 104 1x25+1x16/2x16+3x10 BK	1	**2725360000**
Note				

Version		Type	Qty.	Order No.
	grey	WPD 204 2X25/4X16+6X10 2XGY	1	**1562150000**
	blue	WPD 204 2X25/4X16+6X10 2XBL	1	**2518330000**
	red	WPD 204 2x25/4x16+6x10 2xRD	1	**2725290000**
	black	WPD 204 2x25/4x16+6x10 2xBK	1	**2725390000**
Note				

Accessories

Cross connection		Type	Qty.	Order No.
	2-pole	WQB WPD X04/2	20	**1561980000**
	3-pole	WQB WPD X04/3	20	**1561990000**
End bracket				
	dark beige	WEW 35/2	100	**1061200000**
	dark beige	AEB 35 SC/1	50	**1991920000**
Screwdriver				
		SDK PZ2 X 100	1	**2749450000**
	SET	SK WSD-S 1,5-10,0	1	**9008850000**

Cross connection		Type	Qty.	Order No.
	2-pole			
	3-pole			
End bracket				
	dark beige	WEW 35/2	100	**1061200000**
	dark beige	AEB 35 SC/1	50	**1991920000**
Screwdriver				
		SDK PZ2 X 100	1	**2749450000**
	SET	SK WSD-S 1,5-10,0	1	**9008850000**

WPD 304 — 25 mm²

94.5 / 49 / 68	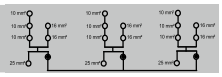
101 / 25	
1.5...25	

IEC 60947-7-1 (Cu), UL 1059 (Cu+Al)

IEC	UL	CSA	EN 60079-7
1000	600	600	550
101	85	85	101
25	AWG 12...4	AWG 12...4	25
8 kV / 3			
III / V-0			

Rated connection
2.5...25 / 2.5...25
1.5...16 / 1.5...16
1.5...10 / 1.5...10
1.5...16
1.5...10
1.5...6
12 / M5
14 / M6
19 / M6
see appendix at the end of the chapter

Type	Qty.	Order No.
WPD 304 3X25/6X16+9X10 3XGY	1	1562160000
WPD 304 3X25/6X16+9X10 3XBL	1	2518340000
WPD 304 3x25/6x16+9x10 3xRD	1	2725300000
WPD 304 3x25/6x16+9x10 3xBK	1	2725400000

Type	Qty.	Order No.
WEW 35/2	100	1061200000
AEB 35 SC/1	50	1991920000
SDK PZ2 X 100	1	2749450000
SK WSD-S 1,5-10,0	1	9008850000



Conductor connection data according to IEC 60947-7-1 (Cu), UL 1059 (Cu+Al)

Input	connection point A			
	Copper		Aluminium*	
25 mm²	2,5 Nm		5,1 Nm	
16 mm²				5,1 Nm
10 mm²		2,5 Nm		
6 mm²				
4 mm²				
2.5 mm²				
1.5 mm²				
Stripping lengths	19 mm			
Allen screw	M6			
* Values according to UL 1059				

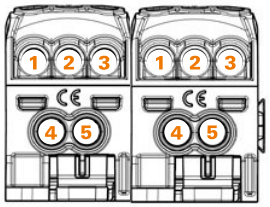

output

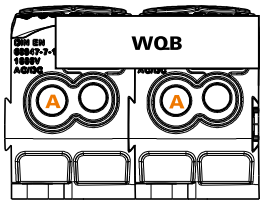

input

Output	connection point 1/2/3				connection point 4/5				connection point B			
	Copper		Aluminium*		Copper		Aluminium*		Copper		Aluminium*	
16 mm²					2,5 Nm		5,1 Nm		2,5 Nm			
10 mm²	2 Nm		5,1 Nm			2,5 Nm		5,1 Nm		2,5 Nm	5,1 Nm	
6 mm²		2 Nm										
4 mm²												
2.5 mm²												
1.5 mm²												
Stripping lengths	12 mm				14 mm				19 mm			
Allen screw	M5				M6				M6			
* Values according to UL 1059												

Stranded Solid Flexible with ferrule Sector shaped

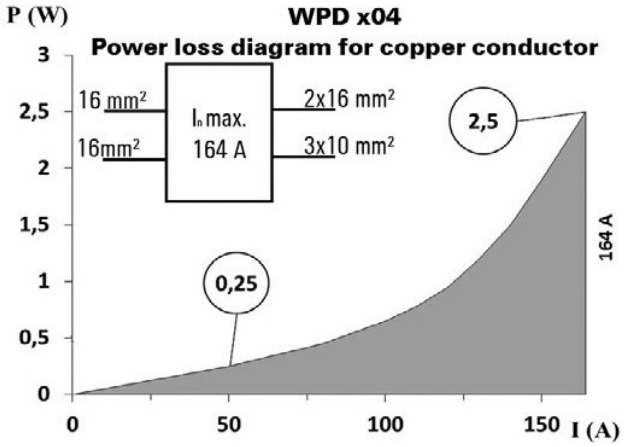

UL Rating data according to UL 1059

Certificate no. (UR)	XCFR2.E60693			
	connection point A			
Input (line)	Copper		Aluminium	
AWG 4	22.1 Lb In.		45.1 Lb In.	
AWG 6		22.1 Lb In.		45.1 Lb In.
AWG 8				
AWG 10				
AWG 12				
max. current	85 A	65 A	65 A	50 A
Voltage size B,C (UR)	600 V			

	connection point 1/2/3				connection point 4/5				connection point B			
output (load)	Copper		Aluminium		Copper		Aluminium		Copper		Aluminium	
AWG 4					22.1 Lb In.		45.1 Lb In.					
AWG 6	22.1 Lb In.		45.1 Lb In.			22.1 Lb In.		45.1 Lb In.	22.1 Lb In.		45.1 Lb In.	
AWG 8		22.1 Lb In.								22.1 Lb In.		
AWG 10												
AWG 12												
AWG 14												
AWG 16												
max. current	65 A	50 A	50 A		85 A	65 A	65 A	50 A	65 A	50 A	50 A	
Voltage size B,C (UR)	600 V											

Mehrdrähtig Eindrähtig Feindrähtig mit Aderendhülse

CSA-Bemessungsdaten nach CSA 22.2 Nr. 158

Certificate No. (CSA)	269832			
	Input		Output	
	CP* A	CP* 1/2/3	CP* 4/5	CP*B
AWG 4	2,5 Nm.			2,5 Nm
AWG 6		2,5 Nm	2,5 Nm	
AWG 8				
AWG 10				
AWG 12				
AWG 14				
AWG 16				
max. current	85 A	50 A	50 A	65 A
Voltage size C (CSA)	600 V			
* CP - connection point				