


WDK 2.5 LD RT 24VDC +-**Weidmüller Interface GmbH & Co. KG**

Klingenbergstraße 26

D-32758 Detmold

Germany

www.weidmueller.com

Product image

Fuse terminal blocks and component terminal blocks allow protective and functional elements to be integrated directly into the terminal strip. Fuse terminal blocks include built-in fuse holders to reliably protect electrical circuits against overload –ideal for control and distribution systems. Component terminal blocks make it possible to incorporate electronic components such as diodes, resistors, or LEDs directly into the wiring. This enables space-saving and clearly arranged implementation of switching functions and signal separation. Both types of terminal blocks ensure higher safety, easy maintenance, and a compact, function-oriented installation.

General ordering data

Version	Component terminal block, Screw connection, dark beige, 2.5 mm ² , 24 V, 24 V, Number of connections: 3, Number of levels: 2, TS 35
Order No.	1023600000
Type	WDK 2.5 LD RT 24VDC +-
GTIN (EAN)	4008190060855
Qty.	25 items

WDK 2.5 LD RT 24VDC +-

Weidmüller Interface GmbH & Co. KG
Klingenbergstraße 26
D-32758 Detmold
Germany

www.weidmueller.com

Technical data

Approvals

Approvals



ROHS Conform

Dimensions and weights

Depth	62.5 mm	Depth (inches)	2.4606 inch
Depth including DIN rail	63 mm	Height	69 mm
Height (inches)	2.7165 inch	Width	5.1 mm
Width (inches)	0.2008 inch	Net weight	11.19 g

Temperatures

Storage temperature	-25 °C...55 °C	Ambient temperature	-50 °C...75 °C
Continuous operating temp., min.	-50 °C	Continuous operating temp., max.	120 °C

Environmental Product Compliance

RoHS Compliance Status	Compliant with exemption
RoHS Exemption (if applicable/known)	7cl
REACH SVHC	No SVHC above 0.1 wt%

Material data

Basic material	Wemid	Colour	dark beige
UL 94 flammability rating	V-0		

System specifications

Version	Screw connection, with LED	End cover plate required	Yes
Number of potentials	1	Number of levels	2
Number of clamping points per level	2	Number of potentials per tier	1
Levels cross-connected internally	Yes	PE connection	No
Mounting rail	TS 35	N-function	No
PE function	No	PEN function	No

Additional technical data

Open sides	right	Number of similar terminals	1
Explosion-tested version	No	Type of mounting	Snap-on
Electronic component	red LED		

Conductors for clamping (rated connection)

Gauge to IEC 60947-1	A3
Wire connection cross section AWG, max.	AWG 12
Connection direction	on side
Tightening torque, max.	0.6 Nm
Tightening torque, min.	0.4 Nm
Stripping length	10 mm
Type of connection 2	Screw connection

WDK 2.5 LD RT 24VDC +-

Weidmüller Interface GmbH & Co. KG
 Klingenbergstraße 26
 D-32758 Detmold
 Germany

www.weidmueller.com

Technical data

Type of connection	Screw connection			
Number of connections	3			
Clamping range, max.	4 mm ²			
Clamping range, min.	0.13 mm ²			
Clamping screw	M 2.5			
Blade size	0.6 x 3.5 mm			
Wire connection cross section AWG, min.	AWG 26			
Wire connection cross-section, finely stranded with wire-end ferrules DIN 46228/4, max.	2.5 mm ²			
Wire connection cross-section, finely stranded with wire-end ferrules DIN 46228/4, min.	0.13 mm ²			
Wire connection cross-section, finely stranded with wire-end ferrules DIN 46228/1, max.	2.5 mm ²			
Wire connection cross-section, finely stranded with wire-end ferrules DIN 46228/1, min.	0.13 mm ²			
Wire connection cross section, finely stranded, max.	4 mm ²			
Wire connection cross section, finely stranded, min.	0.13 mm ²			
Connection cross-section, stranded, max.	4 mm ²			
Connection cross-section, stranded, min.	0.13 mm ²			
Wire connection cross-section, solid core, max.	4 mm ²			
Wire connection cross-section, solid core, min.	0.13 mm ²			
Connection cross-section, finely stranded, min.	0.13 mm ²			
Clampable conductor	Connection specification		Screw connection	
	Cross-section for conductor connection	Type	solid, H05(07) V-U	
		min.	0.5 mm ²	
		max.	4 mm ²	
		nominal	2.5 mm ²	
	wire end ferrule	Stripping length	min.	10 mm
			max.	10 mm
			nominal	10 mm
	Connection specification		Screw connection	
	Cross-section for conductor connection	Type	flexible, H05(07) V-K	
		min.	0.5 mm ²	
		max.	4 mm ²	
		nominal	2.5 mm ²	
	wire end ferrule	Stripping length	min.	10 mm
max.			10 mm	
nominal			10 mm	

Dimensions

TS 35 offset 35.5 mm

General

Wire connection cross section AWG, max.	AWG 12	Wire connection cross section AWG, min.	AWG 26
Standards	IEC 60947-7-1	Mounting rail	TS 35

WDK 2.5 LD RT 24VDC +-

Weidmüller Interface GmbH & Co. KG
 Klingenbergstraße 26
 D-32758 Detmold
 Germany

www.weidmueller.com

Technical data

Rating data

Rated cross-section	2.5 mm ²	Rated voltage	24 V
Rated DC voltage	24 V	Nominal current	10 A
Current at maximum wires	10 A	Standards	IEC 60947-7-1
Volume resistance according to IEC 60947-7-x	1.33 mΩ	Rated impulse withstand voltage	0.8 kV
Power loss in accordance with IEC 60947-7-x	0.77 W	Surge voltage category	III
Pollution severity	3		

Important note

Product information	The allowed continuous operating temperature must be observed
---------------------	---

Classifications

ETIM 8.0	EC000903	ETIM 9.0	EC000903
ETIM 10.0	EC000903	ECLASS 14.0	27-25-01-14
ECLASS 15.0	27-25-01-14		

Drawings



WDK 2.5 LD RT 24VDC +-

Weidmüller Interface GmbH & Co. KG
 Klingenbergstraße 26
 D-32758 Detmold
 Germany

Accessories

www.weidmueller.com

Cross-connections



The distribution or multiplication of a potential to adjoining terminal blocks is realized via a cross-connection. Additional wiring effort can be easily avoided. Even if the poles are broken out, contact reliability in the terminal blocks is still ensured. Our portfolio offers pluggable and screwable cross-connection systems for modular terminal blocks.

General ordering data

Type	WQV 2.5/2	Version
Order No.	1053660000	Cross-connector (terminal), when screwed in, yellow, 32 A, Number of poles: 2, Pitch in mm (P): 5.10, Insulated: Yes, Width: 7 mm
GTIN (EAN)	4008190031121	
Qty.	50 ST	
Type	WQV 2.5/3	Version
Order No.	1053760000	Cross-connector (terminal), when screwed in, yellow, 32 A, Number of poles: 3, Pitch in mm (P): 5.10, Insulated: Yes, Width: 7 mm
GTIN (EAN)	4008190058999	
Qty.	50 ST	
Type	WQV 2.5/4	Version
Order No.	1053860000	Cross-connector (terminal), when screwed in, yellow, 32 A, Number of poles: 4, Pitch in mm (P): 5.10, Insulated: Yes, Width: 7 mm
GTIN (EAN)	4008190049706	
Qty.	50 ST	
Type	WQV 2.5/5	Version
Order No.	1053960000	Cross-connector (terminal), when screwed in, yellow, 32 A, Number of poles: 5, Pitch in mm (P): 5.10, Insulated: Yes, Width: 7 mm
GTIN (EAN)	4008190158446	
Qty.	10 ST	
Type	WQV 2.5/6	Version
Order No.	1054060000	Cross-connector (terminal), when screwed in, yellow, 32 A, Number of poles: 6, Pitch in mm (P): 5.10, Insulated: Yes, Width: 7 mm
GTIN (EAN)	4008190102272	
Qty.	10 ST	
Type	WQV 2.5/7	Version
Order No.	1054160000	Cross-connector (terminal), when screwed in, yellow, 32 A, Number of poles: 7, Pitch in mm (P): 5.10, Insulated: Yes, Width: 7 mm
GTIN (EAN)	4008190011246	
Qty.	10 ST	
Type	WQV 2.5/8	Version
Order No.	1054260000	Cross-connector (terminal), when screwed in, yellow, 32 A, Number of poles: 8, Pitch in mm (P): 5.10, Insulated: Yes, Width: 7 mm
GTIN (EAN)	4008190073572	
Qty.	10 ST	
Type	WQV 2.5/10	Version
Order No.	1054460000	Cross-connector (terminal), when screwed in, yellow, 32 A, Number of poles: 10, Pitch in mm (P): 5.10, Insulated: Yes, Width: 7 mm
GTIN (EAN)	4008190135089	
Qty.	20 ST	
Type	WQV 2.5/15	Version
Order No.	1059660000	Cross-connector (terminal), when screwed in, yellow, 32 A, Number of poles: 15, Pitch in mm (P): 5.10, Insulated: Yes, Width: 7 mm
GTIN (EAN)	4008190002411	
Qty.	10 ST	
Type	WQV 2.5/30	Version
Order No.	1067500000	Cross-connector (terminal), when screwed in, yellow, 32 A, Number of poles: 30, Pitch in mm (P): 5.10, Insulated: Yes, Width: 7 mm
GTIN (EAN)	4008190031107	
Qty.	10 ST	

WDK 2.5 LD RT 24VDC +-

Weidmüller Interface GmbH & Co. KG
 Klingenbergstraße 26
 D-32758 Detmold
 Germany

www.weidmueller.com

Accessories

Type	WQV 2.5/20	Version
Order No.	1577570000	Cross-connector (terminal), when screwed in, yellow, 32 A, Number of
GTIN (EAN)	4008190125868	poles: 20, Pitch in mm (P): 5.10, Insulated: Yes, Width: 7 mm
Qty.	10 ST	
Type	WQV 2.5/32	Version
Order No.	1577600000	Cross-connector (terminal), when screwed in, yellow, 32 A, Number of
GTIN (EAN)	4008190154035	poles: 32, Pitch in mm (P): 5.10, Insulated: Yes, Width: 7 mm
Qty.	10 ST	

End plates and partition plates



Partition plates and end plates are essential accessories for terminal blocks. Partition plates provide optical and electrical separation of different potentials and functional groups, increasing safety and ensuring a clear structure inside the control cabinet. End plates close the terminal block row on the sides, protect against contact with live parts, and ensure a clean, stable finish. Both components are precisely matched to the respective Weidmüller terminal block series, contributing to safe, compliant, and professional wiring.

General ordering data

Type	WAP WDK2.5	Version
Order No.	1059100000	End plate for terminals, dark beige, Height: 69 mm, Width: 1.5 mm,
GTIN (EAN)	4008190101954	V-0, Wemid, Snap-on: No
Qty.	20 ST	

End bracket



Weidmüller's range of products includes end brackets that guarantee a permanent, reliable mounting on the terminal rail and prevent sliding. Versions with and without screws are available. The end brackets include marking options, also for group markers, and also a test plug holder.

General ordering data

Type	EW 35	Version
Order No.	0383560000	End bracket, beige, TS 35, V-2, Wemid, Width: 8.5 mm, 100 °C
GTIN (EAN)	4008190181314	
Qty.	50 ST	

WDK 2.5 LD RT 24VDC +-

Weidmüller Interface GmbH & Co. KG
 Klingenbergstraße 26
 D-32758 Detmold
 Germany

www.weidmueller.com

Accessories

With lightning flash



The WAD connector marker is suitable for W-series terminals and for the WEW 35/2 and ZEW 35/2 end brackets. The markers are available as blank markers, with custom printing or standard print with lightning symbol. The WAD MultiCard markers are suitable for labelling with PrintJet CONNECT printers. For custom printing: Please send us a file of our labeling software M-Print PRO or M-Print PRO Online (without installation) for your labeling specifications.

General ordering data

Type	WAD 5 MC B GE/SW	Version	
Order No.	1120450000	Group markers, Cover, 33.3 x 5 mm, Pitch in mm (P): 5.00 WDU 2.5,	
GTIN (EAN)	4032248901272	WEW 35/2, ZEW 35/2, yellow	
Qty.	48 ST		

Blank



The Dekafix (DEK) marker is the universal marker for all conductor and plug-in connectors as well as for electronic sub-assemblies. The system is ideal for short number sequences and covers a wide range of ready-printed markers.

Strips for fast installation in only one work step. The printing is easy to read, rich in contrast and available in various widths.

- Large range of ready-to-use markers
 - Strips for fast installation
 - Terminal markers, suitable for all Weidmüller cable connectors
 - Available as blank MultiCard or with standard printing
- For custom printing: Please send us a file of our labeling software M-Print PRO or M-Print PRO Online (without installation) for your labeling specifications.

General ordering data

Type	DEK 5/5 MC NE WS	Version	
Order No.	1609801044	Dekafix, Terminal marker, 5 x 5 mm, Pitch in mm (P): 5.00	
GTIN (EAN)	4008190397111	Weidmueller, white	
Qty.	1000 ST		

WDK 2.5 LD RT 24VDC +-

Weidmüller Interface GmbH & Co. KG
 Klingenbergstraße 26
 D-32758 Detmold
 Germany

www.weidmueller.com

Accessories

Plus



The Dekafix (DEK) marker is the universal marker for all conductor and plug-in connectors as well as for electronic sub-assemblies. The system is ideal for short number sequences and covers a wide range of ready-printed markers.

Strips for fast installation in only one work step. The printing is easy to read, rich in contrast and available in various widths.

- Large range of ready-to-use markers
 - Strips for fast installation
 - Terminal markers, suitable for all Weidmüller cable connectors
 - Available as blank MultiCard or with standard printing
- For custom printing: Please send us a file of our labeling software M-Print PRO or M-Print PRO Online (without installation) for your labeling specifications.

General ordering data

Type	DEK 5/5 PLUS MC NE WS	Version
Order No.	1854490000	Dekafix, Terminal marker, 5 x 5 mm, Pitch in mm (P): 5.00
GTIN (EAN)	4032248393596	Weidmueller, white
Qty.	1000 ST	

Custom printing



WS markers are the perfect match for the W-series connectors. Thanks to their system compatibility, the WS tags can also be used with the I-series and the Z-series. The large marking surfaces do not only permit long character strings but also multi-line text.

WS markers are ideal for labels with long, customised character strings. Thanks to the proven MultiCard format, printing with PrintJet CONNECT oder/or Plotter is possible.

- Can be fitted in strips or individually
- Markers in proven MultiCard format

For custom printing: Please send us a file of our labeling software M-Print PRO or M-Print PRO Online (without installation) for your labeling specifications.

General ordering data

Type	WS 8/5 MC SDR	Version
Order No.	1640750000	WS, Terminal marker, 8 x 5 mm, Pitch in mm (P): 5.00 Weidmueller,
GTIN (EAN)	4008190456627	Allen-Bradley, To customer specification
Qty.	144 ST	

WDK 2.5 LD RT 24VDC +-

Weidmüller Interface GmbH & Co. KG

Klingenbergstraße 26


D-32758 Detmold

Germany

www.weidmueller.com

Accessories

Blank



WS markers are the perfect match for the W-series connectors. Thanks to their system compatibility, the WS tags can also be used with the I-series and the Z-series. The large marking surfaces do not only permit long character strings but also multi-line text. WS markers are ideal for labels with long, customised character strings. Thanks to the proven MultiCard format, printing with PrintJet CONNECT oder/or Plotter is possible.


- Can be fitted in strips or individually
- Markers in proven MultiCard format

For custom printing: Please send us a file of our labeling software M-Print PRO or M-Print PRO Online (without installation) for your labeling specifications.

General ordering data

Type	WS 8/5 MC NE WS	Version
Order No.	1640740000	WS, Terminal marker, 8 x 5 mm, Pitch in mm (P): 5.00 Weidmueller,
GTIN (EAN)	4008190279103	Allen-Bradley, white
Qty.	720 ST	

Marker holder



The marker holder offer the possibility of additional mounting of standard markers with a pitch of 5 or 5.1 mm. The angled holders can be optionally snapped together and could be mounted in all standard marking channels of the Klippon® Connect modular terminal blocks. Fitting marker types could be found under the respective accessories of the designation marking holder.

General ordering data

Type	BZT 1 WS 10/5	Version
Order No.	1805490000	Accessories, Marker holder
GTIN (EAN)	4032248270231	
Qty.	100 ST	
Type	BZT 1 ZA WS 10/5	Version
Order No.	1805520000	Accessories, Marker holder
GTIN (EAN)	4032248270248	
Qty.	100 ST	