AUXIGAINE
Distribution



auxig_008.eps

The solution for

> Any electrical device



Conformity to standards

> IEC 60439-1
> EN 60439-1
> NF C 20-040
> NF C 20010
> VDE 0110

Function

The **AUXIGAINE** ensure low power distribution in low voltage electrical circuits It incorporates a unipolar or multipolar busbar for plugging in 6,3 mm fast-on terminal lugs.

Advantages

- 83 connections per linear meter.
- Modular composition (1 to 6 poles).
- “Tropicalised” as a standard.
- Self-extinguishing at 960 °C as per HN 60 E 11.
- Max. operating voltage: 660 VAC.
- Max. current per terminal lug (40 °C): 32 A; cable 6 mm².
- Short-circuit withstand: 7,4 kA during 60 ms.
- Protection degree IP20.
- 4 ratings from 32 to 100 A, with 1 pole or 2 poles.
- Material : brass (32 to 50 A) and copper (63 to 100 A).
- 2 types of coating: Uncoated or tin-plated.

Configurations

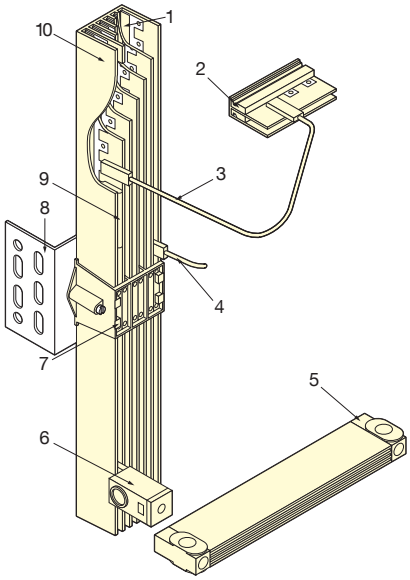

1. Conductor.
2. Insulating end stop.
3. Link.
4. Link.
5. End stop.
6. Power supply and connection device.
7. Sheath fixing.
8. Sheath fixing support.
9. Insulating seal.
10. Insulating sheath.

socomec Innovative Power Solutions

References

AUXIGAINE

Rating (A)	Type	Length (m)	To be ordered in multiples of	Reference
32	2 non-coated brass conductors	1,90	10	173G **0302**
50	1 non-coated brass conductor	1,90	10	173G **0101**
50	2 non-coated brass conductors	1,90	10	173G **0102**
63	2 copper-coated conductors	1,90	10	173G **0412**
100	2 non-coated copper conductors	1,90	10	173G **0202**
100	1 copper-coated conductor	1,90	10	173G **0211**
100	2 copper-coated conductors	1,90	10	173G **0212**

Accessories

Power supply and connection device

Use

- For connecting cables with cross-sections from 10 to 25 mm².
- Ensure the electrical connection between AUXIGAINE via an insulated cable from 10 to 25 mm² (cable not supplied).

Characteristics

Operational current: Ie = 125 A

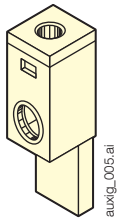

Type	To be ordered in multiples of	Reference
Power supply and connection device	10	173G **9263**

Sheath fixing

Use

For fixing up to 3 AUXIGAINE, that is 6 conductors. A sheath fixing should be used every 500 mm.

Material

Self-extinguishable polyamide.

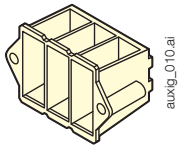

Type	To be ordered in multiples of	Reference
Sheath fixing	50	173G **7003**

Sheath fixing support

Use

For attaching the sheath fixing support to the symetrical rail (1), to a flat support (2) or to the bracket (3).

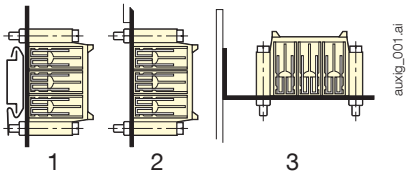

Mounting	Figure n°	To be ordered in multiples of	Reference
Symetrical rail	1	10	173G **7185**
Flat support	2	10	173G **7180**
90° bracket	3	10	173G **7090**

Extremity fixing

Use

Can be clipped in parallel or perpendicular position to the symetrical and asymetrical rail or can be mounted on a sheet metal support. The end support is for stopping and fixing the AUXIGAINE. To be attached at the extremity of the product.

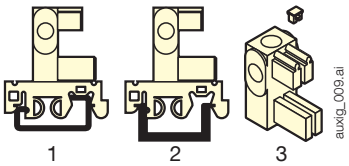

Mounting	Figure n°	To be ordered in multiples of	Reference
Symetrical and asymetrical rail	1 and 2	10	173G **8003**
Sheet metal panel	3	10	173G **8002**

Seal and end stop

Use

- Seal: ensures the AUXIGAINE IP20 protection between connections.
- End stop: ensures insulation and maintains the conductor in case it needs to be cut.

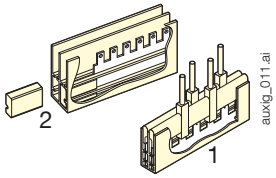

Type	Figure n°	To be ordered in multiples of	Reference
Insulating seal (L = 1m)	1	10	173G **8005**
Insulating end stop	2	1	173G **8001**