


**ZP 2.5/1AN/QV/3 GN/BE**

**Weidmüller Interface GmbH & Co. KG**  
Klingenbergstraße 26  
D-32758 Detmold  
Germany

[www.weidmueller.com](http://www.weidmueller.com)

**Product image**

The plugs for our WeiCoS-System are available for all different connection systems. The product range includes preassembled connectors from 1 to 10 poles and the possibility of an individual assembly. This ensures maximum flexibility for every application. The customized accessories increase the safety and protection against environmental influences.

**General ordering data**

Version	Z-series, Plug-in connector, Direct mounting
Order No.	<a href="#">1106320000</a>
Type	ZP 2.5/1AN/QV/3 GN/BE
GTIN (EAN)	4032248881949
Qty.	25 items

**ZP 2.5/1AN/QV/3 GN/BE**

**Weidmüller Interface GmbH & Co. KG**  
 Klingenbergstraße 26  
 D-32758 Detmold  
 Germany

www.weidmueller.com

**Technical data**

**Approvals**

Approvals



ROHS	Conform
UL File Number Search	<a href="#">UL Website</a>
Certificate No. (cURus)	E60693

**Dimensions and weights**

Depth	41 mm	Depth (inches)	1.6142 inch
Height	23 mm	Height (inches)	0.9055 inch
Width	15.3 mm	Width (inches)	0.6024 inch
Net weight	11.4 g		

**Temperatures**

Storage temperature	-25 °C...55 °C	Ambient temperature	-50 °C...75 °C
Continuous operating temp., min.	-50 °C	Continuous operating temp., max.	120 °C

**Environmental Product Compliance**

RoHS Compliance Status	Compliant without exemption
REACH SVHC	No SVHC above 0.1 wt%

**Material data**

Basic material	Wemid	Colour	dark beige
UL 94 flammability rating	V-0		

**System specifications**

Version	Set of connectors, Cross-connector, pluggable, Tension-clamp connection	End cover plate required	No
Number of potentials	3	Number of levels	1
Number of clamping points per level	1	Levels cross-connected internally	No
PE connection	No		

**Additional technical data**

Open sides	closed	Installation advice	Direct mounting
Type of mounting	Plugged		

**CSA rating data**

Voltage size C (cCSAus)	300 V	Current size D (cCSAus)	5 A
Wire cross section min. (cCSAusX)	26 AWG	Current size C (cCSAus)	20 A
Certificate number (cCSAus)	154685-1460993	Wire cross section max. (cCSAusX)	12 AWG
Voltage size D (cCSAus)	600 V		

**Conductors for clamping (rated connection)**

Wire connection cross section AWG, max.	AWG 12
---	--------

## ZP 2.5/1AN/QV/3 GN/BE

**Weidmüller Interface GmbH & Co. KG**

Klingenbergstraße 26

D-32758 Detmold

Germany

www.weidmueller.com

## Technical data

Connection direction	top		
Stripping length	10 mm		
Type of connection	Plug-in connection		
Number of connections	3		
Clamping range, max.	4 mm <sup>2</sup>		
Clamping range, min.	0.13 mm <sup>2</sup>		
Wire connection cross section AWG, min.	AWG 26		
Wire connection cross-section, finely stranded with wire-end ferrules DIN 46228/4, min.	0.13 mm <sup>2</sup>		
Wire connection cross-section, finely stranded with wire-end ferrules DIN 46228/1, min.	0.13 mm <sup>2</sup>		
Wire connection cross section, finely stranded, min.	0.13 mm <sup>2</sup>		
Connection cross-section, stranded, min.	0.13 mm <sup>2</sup>		
Wire connection cross-section, solid core, max.	4 mm <sup>2</sup>		
Wire connection cross-section, solid core, min.	0.13 mm <sup>2</sup>		
Tube length for wire-end ferrule with plastic collar DIN 46228/4	Cross-section for conductor connection	nominal	0.5 mm <sup>2</sup>
	Cross-section for conductor connection	nominal	0.75 mm <sup>2</sup>
	Cross-section for conductor connection	nominal	1 mm <sup>2</sup>
	Cross-section for conductor connection	nominal	1.5 mm <sup>2</sup>
	Cross-section for conductor connection	nominal	2.5 mm <sup>2</sup>
Tube length for wire-end ferrule without plastic collar DIN 46228/1	Cross-section for conductor connection	nominal	0.5 mm <sup>2</sup>
	Cross-section for conductor connection	nominal	0.75 mm <sup>2</sup>
	Cross-section for conductor connection	nominal	1 mm <sup>2</sup>
	Cross-section for conductor connection	nominal	1.5 mm <sup>2</sup>
	Cross-section for conductor connection	nominal	2.5 mm <sup>2</sup>

### General

Number of poles	3	Wire connection cross section AWG, max.	AWG 12
Installation advice	Direct mounting	Wire connection cross section AWG, min.	AWG 26
Standards	In accordance with IEC 60947-7-1		

### Rating data

Rated cross-section	2.5 mm <sup>2</sup>	Rated voltage	500 V
Max. voltage of clamp support & pluggable system	690 V	Rated DC voltage	500 V
Nominal current	24 A	Standards	In accordance with IEC 60947-7-1
Volume resistance according to IEC 60947-7-x	1.33 mΩ	Power loss in accordance with IEC 60947-7-x	0.77 W

### UL rating data

Conductor size Factory wiring max. (cURus)	12 AWG	Voltage size D (cURus)	600 V
Certificate No. (cURus)	E60693	Conductor size Field wiring min. (cURus)	26 AWG
Conductor size Factory wiring min. (cURus)	26 AWG	Voltage size C (cURus)	300 V
Current size C (cURus)	20 A	Current size D (cURus)	5 A
Conductor size Field wiring max. (cURus)	12 AWG		

**ZP 2.5/1AN/QV/3 GN/BE**

**Weidmüller Interface GmbH & Co. KG**  
Klingenbergstraße 26  
D-32758 Detmold  
Germany

[www.weidmueller.com](http://www.weidmueller.com)

**Technical data**

**Classifications**

ETIM 8.0	EC002848	ETIM 9.0	EC002848
ETIM 10.0	EC002848	ECLASS 14.0	27-25-03-90
ECLASS 15.0	27-25-03-90		

## ZP 2.5/1AN/QV/3 GN/BE

**Weidmüller Interface GmbH & Co. KG**  
 Klingenbergstraße 26  
 D-32758 Detmold  
 Germany

www.weidmueller.com

## Accessories

### Cross-connections



The distribution or multiplication of a potential to adjoining terminal blocks is realized via a cross-connection. Additional wiring effort can be easily avoided. Even if the poles are broken out, contact reliability in the terminal blocks is still ensured. Our portfolio offers pluggable and screwable cross-connection systems for modular terminal blocks.

### General ordering data

Type	ZQV 2.5N/20 GE	Version	
Order No.	<a href="#">1909000000</a>	W-Series, Cross-connector, 24 A	
GTIN (EAN)	4032248535613		
Qty.	20 ST		

### Testadapter and testsockets



Test adapters and test plugs are used for the electrical connection between terminal blocks and the test equipment. In this way, an electrical contact can be established in the wired state and measurements can be done easily.

### General ordering data

Type	ZTA ZT2.5	Version	
Order No.	<a href="#">1827080000</a>	Accessories, Test adapter, 17.5 A	
GTIN (EAN)	4032248411276		
Qty.	25 ST		
Type	ZTA ZT2.5/ZA	Version	
Order No.	<a href="#">1847600000</a>	Accessories, Test adapter, 17.5 A	
GTIN (EAN)	4032248412679		
Qty.	25 ST		

### Slotted screwdriver



Slotted screwdriver with rounded blade SD DIN 5265, ISO 2380/2, output to DIN 5264, ISO 2380/1. ChromTop tip, SoftFinish grip

## ZP 2.5/1AN/QV/3 GN/BE

**Weidmüller Interface GmbH & Co. KG**  
 Klingenbergstraße 26  
 D-32758 Detmold  
 Germany

www.weidmueller.com

## Accessories

### General ordering data

Type	SDS 0.6X3.5X100	Version	
Order No.	<a href="#">9008330000</a>	Screwdriver, Screwdriver	
GTIN (EAN)	4032248056286		
Qty.	1 ST		

### Blank



The Dekafix (DEK) marker is the universal marker for all conductor and plug-in connectors as well as for electronic sub-assemblies. The system is ideal for short number sequences and covers a wide range of ready-printed markers.

Strips for fast installation in only one work step. The printing is easy to read, rich in contrast and available in various widths.

- Large range of ready-to-use markers
  - Strips for fast installation
  - Terminal markers, suitable for all Weidmüller cable connectors
  - Available as blank MultiCard or with standard printing
- For custom printing: Please send us a file of our labeling software M-Print PRO or M-Print PRO Online (without installation) for your labeling specifications.

### General ordering data

Type	DEK 5/5 MC NE BL	Version	
Order No.	<a href="#">1609801693</a>	Dekafix, Terminal marker, 5 x 5 mm, Pitch in mm (P): 5.00	
GTIN (EAN)	4008190397166	Weidmueller, blue	
Qty.	1000 ST		

### STR transparent strips



### General ordering data

Type	STR 7 F.SCHT 7	Version	
Order No.	<a href="#">0515300000</a>	Terminal markers, Protective cap, 27 x 6.3 mm, Transparent	
GTIN (EAN)	4008190182175		
Qty.	20 ST		


## ZP 2.5/1AN/QV/3 GN/BE

**Weidmüller Interface GmbH & Co. KG**  
 Klingenbergstraße 26  
 D-32758 Detmold  
 Germany

## Accessories

www.weidmueller.com

### Blank



WS markers are the perfect match for the W-series connectors. Thanks to their system compatibility, the WS tags can also be used with the I-series and the Z-series. The large marking surfaces do not only permit long character strings but also multi-line text. WS markers are ideal for labels with long, customised character strings. Thanks to the proven MultiCard format, printing with PrintJet CONNECT oder/or Plotter is possible.


- Can be fitted in strips or individually
- Markers in proven MultiCard format

For custom printing: Please send us a file of our labeling software M-Print PRO or M-Print PRO Online (without installation) for your labeling specifications.

### General ordering data

Type	WS 10/5 MC NE WS	Version
Order No.	<a href="#">1635000000</a>	WS, Terminal marker, 10 x 5 mm, Pitch in mm (P): 5.00 Weidmueller,
GTIN (EAN)	4008190261948	Allen-Bradley, white
Qty.	720 ST	
Type	ZS 10/5 MC NE WS	Version
Order No.	<a href="#">1610000000</a>	ZS, Terminal marker, 10 x 5 mm, Pitch in mm (P): 5.00 Weidmueller,
GTIN (EAN)	4008190263171	Allen-Bradley, white
Qty.	480 ST	

### Marker holder



The marker holder offer the possibility of additional mounting of standard markers with a pitch of 5 or 5.1 mm. The angled holders can be optionally snapped together and could be mounted in all standard marking channels of the Klippon® Connect modular terminal blocks. Fitting marker types could be found under the respective accessories of the designation marking holder.

### General ordering data

Type	BZT 1 WS 10/5	Version
Order No.	<a href="#">1805490000</a>	Accessories, Marker holder
GTIN (EAN)	4032248270231	
Qty.	100 ST	
Type	BZT 1 ZA WS 10/5	Version
Order No.	<a href="#">1805520000</a>	Accessories, Marker holder
GTIN (EAN)	4032248270248	
Qty.	100 ST	