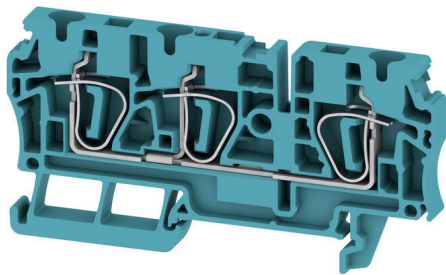


ZDU 4/3AN BL**Weidmüller Interface GmbH & Co. KG**Klingenbergstraße 26
D-32758 Detmold
Germany

www.weidmueller.com

Product image

To feed through power, signal, and data is the classical requirement in electrical engineering and panel building. The insulating material, the connection system and the design of the terminal blocks are the differentiating features. A feed-through terminal block is suitable for joining and/or connecting one or more conductors. They could have one or more connection levels that are on the same potential or insulated against one another.

General ordering data

Version	Feed-through terminal, Tension-clamp connection, 4 mm ² , 800 V, 32 A, blue
Order No.	7904190000
Type	ZDU 4/3AN BL
GTIN (EAN)	4032248422128
Qty.	50 items

Technical data

Approvals

Approvals



ROHS	Conform
UL File Number Search	UL Website
Certificate No. (cURus)	E60693
Certificate No. (cURusEX)	E184763

Dimensions and weights

Depth	43 mm	Depth (inches)	1.6929 inch
Depth including DIN rail	43.5 mm	Height	83.5 mm
Height (inches)	3.2874 inch	Width	6.1 mm
Width (inches)	0.2402 inch	Net weight	13.85 g

Temperatures

Storage temperature	-25 °C...55 °C	Ambient temperature	-50 °C...75 °C
Continuous operating temp., min.	-50 °C	Continuous operating temp., max.	120 °C

Environmental Product Compliance

RoHS Compliance Status	Compliant without exemption		
REACH SVHC	No SVHC above 0.1 wt%		
Product Carbon Footprint	Cradle to gate	0.165 kg CO2 eq.	

Material data

Basic material	Wemid	Colour	blue
UL 94 flammability rating	V-0		

Rating data IECEX/ATEX

Certificate No. (ATEX)	DEMKO15ATEX1467U	Certificate No. (IECEX)	IECEXULD15.0008U
Max. voltage (ATEX)	550 V	Current (ATEX)	28 A
Wire cross section max. (ATEX)	6 mm ²	Max. voltage (IECEX)	550 V
Current (IECEX)	28 A	Wire cross section max. (IECEX)	6 mm ²
Marking EN 60079-7	Ex eb II C Gb	Ex 2014/34/EU label	II 2 G D

System specifications

Version	Tension-clamp connection, for plug-in cross-connector, One end without connector	End cover plate required	Yes
Number of potentials	1	Number of levels	1

ZDU 4/3AN BL

Weidmüller Interface GmbH & Co. KG
 Klingenbergstraße 26
 D-32758 Detmold
 Germany

www.weidmueller.com

Technical data

Number of clamping points per level	3	Number of potentials per tier	1
Levels cross-connected internally	No	PE connection	No
Mounting rail	TS 35		

Additional technical data

Open sides	right	Number of similar terminals	1
Explosion-tested version	Yes	Type of mounting	Snap-on

CSA rating data

Wire cross section max. (CSA)	10 AWG	Voltage size C (CSA)	600 V
Current size C (CSA)	35 A	Certificate No. (CSA)	200039-1152892
Voltage size B (CSA)	600 V	Current size B (CSA)	35 A
Voltage size D (CSA)	600 V	Current size D (CSA)	5 A
Wire cross section min. (CSA)	26 AWG		

Conductors for clamping (additional connection)

Connection type, additional connection Tension-clamp connection

Conductors for clamping (rated connection)

Gauge to IEC 60947-1	A4	Wire connection cross section AWG, max.	AWG 10
Connection direction	top	Stripping length	12 mm
Type of connection	Tension-clamp connection	Number of connections	3
Clamping range, max.	6 mm ²	Clamping range, min.	0.13 mm ²
Blade size	0.6 x 3.5 mm	Wire connection cross section AWG, min.	AWG 26
Wire connection cross-section, finely stranded with wire-end ferrules DIN 46228/4, max.	4 mm ²	Wire connection cross-section, finely stranded with wire-end ferrules DIN 46228/4, min.	0.13 mm ²
Wire connection cross-section, finely stranded with wire-end ferrules DIN 46228/1, max.	4 mm ²	Wire connection cross-section, finely stranded with wire-end ferrules DIN 46228/1, min.	0.13 mm ²
Wire connection cross section, finely stranded, max.	6 mm ²	Wire connection cross section, finely stranded, min.	0.13 mm ²
Connection cross-section, stranded, max.	6 mm ²	Connection cross-section, stranded, min.	0.13 mm ²
Twin wire-end ferrules, max.	1.5 mm ²	Twin wire-end ferrules, min.	0.5 mm ²
Wire connection cross-section, solid core, max.	6 mm ²	Wire connection cross-section, solid core, min.	0.13 mm ²
Connection cross-section, finely stranded, min.	0.13 mm ²		

General

Wire connection cross section AWG, max.	AWG 10	Wire connection cross section AWG, min.	AWG 26
Standards	IEC 60947-7-1	Mounting rail	TS 35

Rating data

Rated cross-section	4 mm ²	Rated voltage	800 V
Rated DC voltage	800 V	Nominal current	32 A
Current at maximum wires	41 A	Standards	IEC 60947-7-1
Volume resistance according to IEC 60947-7-x	1 mΩ	Rated impulse withstand voltage	8 kV

Technical data

Power loss in accordance with IEC 60947-7-x	1.02 W	Pollution severity	3
---	--------	--------------------	---

UL rating data

Conductor size Factory wiring max. (cURus)	10 AWG	Voltage size B (cURus)	600 V
Certificate No. (cURus)	E60693	Conductor size Field wiring min. (cURus)	26 AWG
Conductor size Factory wiring min. (cURus)	26 AWG	Current size B (cURus)	30 A
Voltage size C (cURus)	600 V	Current size C (cURus)	30 A
Conductor size Field wiring max. (cURus)	10 AWG		

Classifications

ETIM 8.0	EC000897	ETIM 9.0	EC000897
ETIM 10.0	EC000897	ECLASS 14.0	27-25-01-01
ECLASS 15.0	27-25-01-01		

Drawings



ZDU 4/3AN BL

Weidmüller Interface GmbH & Co. KG

Klingenbergstraße 26

D-32758 Detmold

Germany

www.weidmueller.com

Accessories

Cross-connections



The distribution or multiplication of a potential to adjoining terminal blocks is realized via a cross-connection. Additional wiring effort can be easily avoided. Even if the poles are broken out, contact reliability in the terminal blocks is still ensured. Our portfolio offers pluggable and screwable cross-connection systems for modular terminal blocks.

General ordering data

Type	ZQV 4/2 GE	Version
Order No.	1608950000	Accessories, Cross-connector, 32 A
GTIN (EAN)	4008190263225	
Qty.	60 ST	
Type	ZQV 4/3 GE	Version
Order No.	1608960000	Accessories, Cross-connector, 32 A
GTIN (EAN)	4008190263232	
Qty.	60 ST	
Type	ZQV 4/4 GE	Version
Order No.	1608970000	Accessories, Cross-connector, 32 A
GTIN (EAN)	4008190263249	
Qty.	60 ST	
Type	ZQV 4/5 GE	Version
Order No.	1608980000	Accessories, Cross-connector, 32 A
GTIN (EAN)	4008190263256	
Qty.	20 ST	
Type	ZQV 4/6 GE	Version
Order No.	1608990000	Accessories, Cross-connector, 32 A
GTIN (EAN)	4008190263263	
Qty.	20 ST	
Type	ZQV 4/7 GE	Version
Order No.	1609000000	Accessories, Cross-connector, 32 A
GTIN (EAN)	4008190263270	
Qty.	20 ST	
Type	ZQV 4/8 GE	Version
Order No.	1609010000	Accessories, Cross-connector, 32 A
GTIN (EAN)	4008190263287	
Qty.	20 ST	
Type	ZQV 4/9 GE	Version
Order No.	1609020000	Accessories, Cross-connector, 32 A
GTIN (EAN)	4008190263294	
Qty.	20 ST	
Type	ZQV 4/10 GE	Version
Order No.	1609030000	Accessories, Cross-connector, 32 A
GTIN (EAN)	4008190263300	
Qty.	20 ST	
Type	ZQV 4/20 GE	Version
Order No.	1909010000	Z-series, Cross-connector, For the terminals, Number of poles: 20
GTIN (EAN)	4032248535637	
Qty.	20 ST	

ZDU 4/3AN BL

Weidmüller Interface GmbH & Co. KG
 Klingenbergstraße 26
 D-32758 Detmold
 Germany

www.weidmueller.com

Accessories

End plates and partition plates



Partition plates and end plates are essential accessories for terminal blocks. Partition plates provide optical and electrical separation of different potentials and functional groups, increasing safety and ensuring a clear structure inside the control cabinet. End plates close the terminal block row on the sides, protect against contact with live parts, and ensure a clean, stable finish. Both components are precisely matched to the respective Weidmüller terminal block series, contributing to safe, compliant, and professional wiring.

General ordering data

Type	ZAP/TW 4/3AN	Version
Order No.	7904100000	Z-series, End plate, Partition plate
GTIN (EAN)	4008190575984	
Qty.	20 ST	
Type	ZAP/TW 4/3AN BL	Version
Order No.	7904110000	Z-series, End plate, Partition plate
GTIN (EAN)	4008190575991	
Qty.	20 ST	
Type	ZAP/TW 4/3AN OR	Version
Order No.	7904120000	Z-series, End plate, Partition plate
GTIN (EAN)	4008190576004	
Qty.	20 ST	

End bracket



Weidmüller's range of products includes end brackets that guarantee a permanent, reliable mounting on the terminal rail and prevent sliding. Versions with and without screws are available. The end brackets include marking options, also for group markers, and also a test plug holder.

General ordering data

Type	EW 35	Version
Order No.	0383560000	End bracket, beige, TS 35, V-2, Wemid, Width: 8.5 mm, 100 °C
GTIN (EAN)	4008190181314	
Qty.	50 ST	
Type	EW 35 GR 7032	Version
Order No.	0383530000	End bracket, grey, TS 35, V-0, Wemid, Width: 9 mm, 120 °C
GTIN (EAN)	4008190027322	
Qty.	50 ST	
Type	EW 35/SCHA/M3	Version
Order No.	0258660000	End bracket, beige, TS 35, V-2, Wemid, Width: 16.5 mm, 100 °C
GTIN (EAN)	4008190033477	
Qty.	20 ST	

ZDU 4/3AN BL

Weidmüller Interface GmbH & Co. KG
 Klingenbergstraße 26
 D-32758 Detmold
 Germany

www.weidmueller.com

Accessories

Type	WEW 35/1	Version
Order No.	1059000000	End bracket, dark beige, TS 35, V-2, Wemid, Width: 12 mm, 100 °C
GTIN (EAN)	4008190172282	
Qty.	50 ST	
Type	WEW 35/2	Version
Order No.	1061200000	End bracket, dark beige, TS 35, HB, Wemid, Width: 8 mm, 100 °C
GTIN (EAN)	4008190030230	
Qty.	50 ST	
Type	ZEW 35	Version
Order No.	9540000000	End bracket, dark beige, TS 35, V-2, Wemid, Width: 6 mm, 100 °C
GTIN (EAN)	4008190956264	
Qty.	20 ST	
Type	ZEW 35/2	Version
Order No.	8630740000	End bracket, dark beige, TS 35, V-2, Wemid, Width: 8 mm, 100 °C
GTIN (EAN)	4032248348916	
Qty.	20 ST	

Testadapter and testsockets



Test adapters and test plugs are used for the electrical connection between terminal blocks and the test equipment. In this way, an electrical contact can be established in the wired state and measurements can be done easily.

General ordering data

Type	ZTA 2 ZDU4	Version
Order No.	1609060000	Accessories, Test adapter, 9 A
GTIN (EAN)	4008190466220	
Qty.	25 ST	
Type	ZTA 2/ZA ZDU4	Version
Order No.	1609070000	Accessories, Test adapter, 9 A
GTIN (EAN)	4008190466237	
Qty.	25 ST	
Type	PS 2.3 RT	Version
Order No.	0180400000	Test adapter (terminal), 230 V, 20 mA
GTIN (EAN)	4008190060121	
Qty.	20 ST	

ZDU 4/3AN BL

Weidmüller Interface GmbH & Co. KG
 Klingenbergstraße 26
 D-32758 Detmold
 Germany

www.weidmueller.com

Accessories

Reducing sleeves




The use of reducing sleeves simplifies the connection of conductors with smaller cross-sections. Conductors can be reliably inserted into the clamping point without the strands fraying. The use of a reducing sleeve centres the conductor in the entry point.

General ordering data

Type	ZRH 4/1 WS	Version	
Order No.	1636640000	Z-series, Reducing sleeve	
GTIN (EAN)	4008190272937		
Qty.	1000 ST		

Warning cover



Warning covers with a flash symbol provide more safety for man and machine. They are used where external voltage must be indicated within the application.

General ordering data

Type	ZAD 2/4	Version	
Order No.	1609080000	Z-series, Cover	
GTIN (EAN)	4008190263317		
Qty.	20 ST		

Custom printing



The Dekafix (DEK) marker is the universal marker for all conductor and plug-in connectors as well as for electronic sub-assemblies. The system is ideal for short number sequences and covers a wide range of ready-printed markers.

Strips for fast installation in only one work step. The printing is easy to read, rich in contrast and available in various widths.

- Large range of ready-to-use markers
 - Strips for fast installation
 - Terminal markers, suitable for all Weidmüller cable connectors
 - Available as blank MultiCard or with standard printing
- For custom printing: Please send us a file of our labeling software M-Print PRO or M-Print PRO Online (without installation) for your labeling specifications.

ZDU 4/3AN BL

Weidmüller Interface GmbH & Co. KG
 Klingenbergstraße 26
 D-32758 Detmold
 Germany


www.weidmueller.com

Accessories

General ordering data

Type	DEK 5/6 MC SDR	Version	
Order No.	1609830000	Version	Dekafix, Terminal marker, 5 x 6 mm, Pitch in mm (P): 6.00
GTIN (EAN)	4008190456603	Version	Weidmueller, To customer specification
Qty.	200 ST		

Blank



WS markers are the perfect match for the W-series connectors. Thanks to their system compatibility, the WS tags can also be used with the I-series and the Z-series. The large marking surfaces do not only permit long character strings but also multi-line text. WS markers are ideal for labels with long, customised character strings. Thanks to the proven MultiCard format, printing with PrintJet CONNECT oder/or Plotter is possible.

- Can be fitted in strips or individually
- Markers in proven MultiCard format

For custom printing: Please send us a file of our labeling software M-Print PRO or M-Print PRO Online (without installation) for your labeling specifications.

General ordering data

Type	WS 10/6 M MC NE WS	Version	
Order No.	1818400000	Version	WS, Terminal marker, 10 x 6 mm, Pitch in mm (P): 6.00 Weidmueller, Allen-Bradley, white
GTIN (EAN)	4032248310876	Version	
Qty.	600 ST		
Type	WS 10/6 MC NE WS	Version	
Order No.	1828450000	Version	WS, Terminal marker, 10 x 6 mm, Pitch in mm (P): 6.00 Weidmueller, Allen-Bradley, white
GTIN (EAN)	4032248350513	Version	
Qty.	600 ST		
Type	ZS 12/6 MC NE WS	Version	
Order No.	1610020000	Version	ZS, Terminal marker, 12 x 6 mm, Pitch in mm (P): 6.00 Weidmueller, Allen-Bradley, white
GTIN (EAN)	4008190444600	Version	
Qty.	400 ST		

Marker holder



The marker holder offer the possibility of additional mounting of standard markers with a pitch of 5 or 5.1 mm. The angled holders can be optionally snapped together and could be mounted in all standard marking channels of the Klippon® Connect modular terminal blocks. Fitting marker types could be found under the respective accessories of the designation marking holder.

General ordering data

Type	BZT 1 WS 10/5	Version	
Order No.	1805490000	Version	Accessories, Marker holder
GTIN (EAN)	4032248270231		
Qty.	100 ST		

ZDU 4/3AN BL

Weidmüller Interface GmbH & Co. KG

Klingenbergstraße 26

D-32758 Detmold


Germany

www.weidmueller.com

Accessories

Type	BZT 1 ZA WS 10/5	Version	
Order No.	1805520000	Accessories, Marker holder	
GTIN (EAN)	4032248270248		
Qty.	100 ST		

Slotted screwdriver



VDE insulated screwdriver sets, for working on live parts up to 1000 V AC and 1500 V DC, DIN EN 60900. IEC 900. Each piece is "GS" safety tested. Blade made from fully hardened, high-alloy chromium-vanadium-molybdenum steel, gun-metal finish.

General ordering data

Type	SDIS SLIM 0.6X3.5X100	Version	
Order No.	2749610000	Mounting tool, Blade width (B): 3.5 mm, Blade length: 100 mm, Blade	
GTIN (EAN)	4050118896350	thickness (A): 0.6 mm	
Qty.	1 ST		