


Product image



Building installation wiring

For building installations, we offer a complete system that revolves around the 10×3 copper rail and comprises perfectly coordinated components: from installation terminal blocks, neutral conductor terminal blocks and distribution terminal blocks to comprehensive accessories such as busbars and busbar holders.

General ordering data

Version	Neutral conductor modular terminal, Screw connection, 10, 400 V, 57 A, TS 35, blue
Order No.	1010980000
Type	WNT 10 10X3
GTIN (EAN)	4008190153540
Qty.	50 items

Technical data

Approvals

Approvals



ROHS	Conform
UL File Number Search	UL Website
Certificate No. (UR)	E60693

Dimensions and weights

Depth	46.5 mm	Depth (inches)	1.8307 inch
Depth including DIN rail	47 mm	Height	60 mm
Height (inches)	2.3622 inch	Width	9.9 mm
Width (inches)	0.3898 inch	Net weight	20.84 g

Temperatures

Storage temperature	-25 °C...55 °C	Ambient temperature	-50 °C...75 °C
Continuous operating temp., min.	-50 °C	Continuous operating temp., max.	120 °C

Environmental Product Compliance

RoHS Compliance Status	Compliant without exemption
REACH SVHC	No SVHC above 0.1 wt%

Material data

Basic material	Wemid	Colour	blue
UL 94 flammability rating	V-0		

System specifications

Version	Screw connection, with busbar connection 10x3, One end without connector	End cover plate required	Yes
Number of potentials	1	Number of levels	1
Number of clamping points per level	1	Number of potentials per tier	1
Levels cross-connected internally	No	PE connection	No
Mounting rail	TS 35	N-function	Yes
PE function	No	PEN function	No

Additional technical data

Open sides	right	Number of similar terminals	1
Installation advice	Busbar	Explosion-tested version	No
Type of mounting	Snap-on		

WNT 10 10X3

Weidmüller Interface GmbH & Co. KG

Klingenbergstraße 26
D-32758 Detmold
Germany

www.weidmueller.com

Technical data

CSA rating data

Wire cross section max. (CSA)	6 AWG	Voltage size C (CSA)	600 V
Current size C (CSA)	50 A	Certificate No. (CSA)	200039-1057876
Wire cross section min. (CSA)	16 AWG		

Conductors for clamping (additional connection)

Conductor cross-section, flexible plus plastic collar DIN 46228/1, further connection, max.	16 mm ²	Connection type, additional connection	Busbar connection
---	--------------------	--	-------------------

Conductors for clamping (rated connection)

Gauge to IEC 60947-1	B6			
Wire connection cross section AWG, max.	AWG 8			
Connection direction	on side			
Tightening torque, max.	2 Nm			
Tightening torque, min.	1.2 Nm			
Stripping length	12 mm			
Type of connection	Screw connection			
Number of connections	1			
Clamping range, max.	16 mm ²			
Clamping range, min.	1.31 mm ²			
Clamping screw	M 4			
Blade size	1.0 x 5.5 mm			
Wire connection cross section AWG, min.	AWG 16			
Wire connection cross-section, finely stranded with wire-end ferrules DIN 46228/4, max.	10 mm ²			
Wire connection cross-section, finely stranded with wire-end ferrules DIN 46228/4, min.	131 mm ²			
Wire connection cross-section, finely stranded with wire-end ferrules DIN 46228/1, max.	16 mm ²			
Wire connection cross-section, finely stranded with wire-end ferrules DIN 46228/1, min.	131 mm ²			
Wire connection cross section, finely stranded, max.	16 mm ²			
Wire connection cross section, finely stranded, min.	131 mm ²			
Connection cross-section, stranded, max.	16 mm ²			
Connection cross-section, stranded, min.	131 mm ²			
Torque level with DMS electric screwdriver	4			
Wire connection cross-section, solid core, max.	16 mm ²			
Wire connection cross-section, solid core, min.	131 mm ²			
Clampable conductor	Connection specification		Screw connection	
	Cross-section for conductor connection	Type	solid, H05(07) V-U	
		min.	1.5 mm ²	
		max.	16 mm ²	
	wire end ferrule	nominal	10 mm ²	
Stripping length		min.	12 mm	

Technical data

		max.	12 mm
		nominal	12 mm
	Tightening torque	min.	1.2 Nm
		max.	2 Nm
Connection specification	Screw connection		
Cross-section for conductor connection	Type	stranded, H07V-R	
	min.	1.5 mm ²	
	max.	16 mm ²	
	nominal	10 mm ²	
wire end ferrule	Stripping length	min.	12 mm
		max.	12 mm
		nominal	12 mm
	Tightening torque	min.	1.2 Nm
		max.	2 Nm
Connection specification	Screw connection		
Cross-section for conductor connection	Type	flexible, H05(07) V-K	
	min.	1.5 mm ²	
	max.	16 mm ²	
	nominal	10 mm ²	
wire end ferrule	Stripping length	min.	12 mm
		max.	12 mm
		nominal	12 mm
	Tightening torque	min.	1.2 Nm
		max.	2 Nm

General

Wire connection cross section AWG, max.	AWG 8	Installation advice	Busbar
Wire connection cross section AWG, min.	AWG 16	Standards	In accordance with IEC 60947-7-1
Mounting rail	TS 35		

Rating data

Rated cross-section	10 mm ²	Rated voltage	400 V
Rated DC voltage	400 V	Nominal current	57 A
Current at maximum wires	76 A	Standards	In accordance with IEC 60947-7-1
Volume resistance according to IEC 60947-7-x	0.56 mΩ	Rated impulse withstand voltage	6 kV
Power loss in accordance with IEC 60947-7-x	1.82 W	Pollution severity	3


UL rating data

Conductor size Factory wiring max. (UR)	8 AWG	Current size C (UR)	60 A
Voltage size C (UR)	600 V	Conductor size Factory wiring min. (UR)	16 AWG
Certificate No. (UR)	E60693	Conductor size Field wiring min. (UR)	16 AWG
Conductor size Field wiring max. (UR)	8 AWG		

Classifications

ETIM 8.0	EC000897	ETIM 9.0	EC000897
ETIM 10.0	EC000897	ECLASS 14.0	27-25-01-11
ECLASS 15.0	27-25-01-11		

Drawings



WNT 10 10X3

Weidmüller Interface GmbH & Co. KG
 Klingenbergstraße 26
 D-32758 Detmold
 Germany

Accessories

www.weidmueller.com

End plates and partition plates



Partition plates and end plates are essential accessories for terminal blocks. Partition plates provide optical and electrical separation of different potentials and functional groups, increasing safety and ensuring a clear structure inside the control cabinet. End plates close the terminal block row on the sides, protect against contact with live parts, and ensure a clean, stable finish. Both components are precisely matched to the respective Weidmüller terminal block series, contributing to safe, compliant, and professional wiring.

General ordering data

Type	WAP 2.5-10	Version
Order No.	1050000000	End plate for terminals, dark beige, Height: 56 mm, Width: 1.5 mm,
GTIN (EAN)	4008190103149	V-0, Wemid, Snap-on: No
Qty.	50 ST	
Type	WAP 2.5-10 BL	Version
Order No.	1050080000	End plate for terminals, blue, Height: 56 mm, Width: 1.5 mm, V-0,
GTIN (EAN)	4008190136611	Wemid, Snap-on: No
Qty.	50 ST	
Type	WHP 2.5-35N/10X3 BL	Version
Order No.	1050280000	End and partition plate for terminals, blue, Height: 60 mm, Width: 2
GTIN (EAN)	4008190044640	mm, V-0, Wemid
Qty.	20 ST	

End bracket



Weidmüller's range of products includes end brackets that guarantee a permanent, reliable mounting on the terminal rail and prevent sliding. Versions with and without screws are available. The end brackets include marking options, also for group markers, and also a test plug holder.

General ordering data

Type	WEW 35/2	Version
Order No.	1061200000	End bracket, dark beige, TS 35, HB, Wemid, Width: 8 mm, 100 °C
GTIN (EAN)	4008190030230	
Qty.	50 ST	

WNT 10 10X3

Weidmüller Interface GmbH & Co. KG

Klingenbergstraße 26

D-32758 Detmold

Germany

www.weidmueller.com

Accessories

Combined screwing and cutting tool "Swiftly® CS"

Combined cutting/stripping tool Swiftly® CS and Swiftly® CS set for crimp-free cutting and stripping of copper cables up to 1.5 mm² solid and 2.5 mm² flexible.

General ordering data

Type	SWIFTY CS SET	Version	
Order No.	9006060000	Cutting and screwing-tool, Cutting tool for one-hand operation	
GTIN (EAN)	4032248257638		
Qty.	1 ST		

Slotted screwdriver



Slotted screwdriver with rounded blade SD DIN 5265, ISO 2380/2, output to DIN 5264, ISO 2380/1. ChromTop tip, SoftFinish grip

General ordering data

Type	SDS 0.6X3.5X100	Version	
Order No.	9008330000	Screwdriver, Screwdriver	
GTIN (EAN)	4032248056286		
Qty.	1 ST		

Busbars



With our bus bars in various materials and the associated accessories, you can connect cables in the smallest installation space. Depending on the application, potentials can be collected, distributed or dissipated.

General ordering data

Type	SSCH 10X3X1000 CU/SN	Version	
Order No.	0348900000	Busbar (terminal), silver, Height: 1000 mm, Depth: 3 mm, Copper	
GTIN (EAN)	4008190024802		
Qty.	25 M		

Accessories

Busbar connections




Weidmueller offers tapping terminals for various types of bus bar systems. Depending on the application, a distinction can be made here between insulated and non-insulated tap-off terminals.

General ordering data

Type	ZB 4	Version
Order No.	0316500000	Terminal (busbar connection)
GTIN (EAN)	4008190061999	
Qty.	50 ST	
Type	ZB 16 ZKSC	Version
Order No.	0316600000	Terminal (busbar connection)
GTIN (EAN)	4008190145989	
Qty.	50 ST	
Type	ZB 35/M6X16	Version
Order No.	0266500000	Terminal (busbar connection)
GTIN (EAN)	4008190102814	
Qty.	20 ST	

Blank



The Dekafix (DEK) marker is the universal marker for all conductor and plug-in connectors as well as for electronic sub-assemblies. The system is ideal for short number sequences and covers a wide range of ready-printed markers.

Strips for fast installation in only one work step. The printing is easy to read, rich in contrast and available in various widths.

- Large range of ready-to-use markers
 - Strips for fast installation
 - Terminal markers, suitable for all Weidmüller cable connectors
 - Available as blank MultiCard or with standard printing
- For custom printing: Please send us a file of our labeling software M-Print PRO or M-Print PRO Online (without installation) for your labeling specifications.

General ordering data

Type	DEK 5/5 MC NE WS	Version
Order No.	1609801044	Dekafix, Terminal marker, 5 x 5 mm, Pitch in mm (P): 5.00
GTIN (EAN)	4008190397111	Weidmueller, white
Qty.	1000 ST	
Type	WS 12/5 MC NE WS	Version
Order No.	1609860000	WS, Terminal marker, 12 x 5 mm, Pitch in mm (P): 5.00 Weidmueller,
GTIN (EAN)	4008190203481	Allen-Bradley, white
Qty.	720 ST	

Accessories

SchT group marker carrier



The SchT 5 S group tag carriers are clipped directly onto the TS 32 mounting rail (G-rail) or the TS 35 mounting rail (top-hat rail). It is therefore possible to label the terminal strip irrespective of the terminal and the type of terminal. SchT 5 and SchT 5 S are fitted with ESO 5, STR 5 protective strips.

The SchT 7 is a hinged group tag carrier for inlay tags which enables easy access to the clamping screw. The SchT 7 is fitted with ESO 7, STR 7 protective strips or DEK 5.

Inlay tags and protective strips can be found under "Accessories".

General ordering data

Type	SCHT 7	Version	
Order No.	0517960000	SCHT, Terminal marker, 39.3 x 8 mm, Pitch in mm (P): 7.00	
GTIN (EAN)	4008190001742	Weidmueller, white	
Qty.	20 ST		

ZGB pivotable group tag holder



The ZGB 15 is a hinged group tag carrier. The tag carrier can hold the dekafix 5, WS 12/5 terminal markers or the inlay tag ESO 15.

The ZGB 30 is a hinged group tag carrier. The tag carrier can hold the dekafix 5, WS 12/5 terminal markers or the inlay tag ESO 7.

Inlay tags and protective strips can be found under "Accessories".

General ordering data

Type	ZGB 15	Version	
Order No.	1636530000	Terminal markers, Terminal marker, 15 x 7 mm, Pitch in mm (P): 5.00	
GTIN (EAN)	4008190297053	Weidmueller, white	
Qty.	20 ST		
Type	ZGB 30	Version	
Order No.	1611930000	Terminal markers, Terminal marker, 32 x 7 mm, Pitch in mm (P): 5.00	
GTIN (EAN)	4008190002251	Weidmueller, white	
Qty.	20 ST		

WNT 10 10X3

Weidmüller Interface GmbH & Co. KG

Klingenbergstraße 26

D-32758 Detmold

Germany

www.weidmueller.com

Accessories

Marker holder



The marker holder offer the possibility of additional mounting of standard markers with a pitch of 5 or 5.1 mm. The angled holders can be optionally snapped together and could be mounted in all standard marking channels of the Klippon® Connect modular terminal blocks. Fitting marker types could be found under the respective accessories of the designation marking holder.

General ordering data

Type	BZT 1 WS 10/5	Version	
Order No.	1805490000	Accessories, Marker holder	
GTIN (EAN)	4032248270231		
Qty.	100 ST		
Type	BZT 1 ZA WS 10/5	Version	
Order No.	1805520000	Accessories, Marker holder	
GTIN (EAN)	4032248270248		
Qty.	100 ST		

WS 12/5



WS/ DEK

MultiMark terminal markers use an innovative composite material made from two components. The hard base contour of the marker snaps securely into the connector. The elastic surface finish makes the marker easy to mount. This specially punched material enables the strips to be stretched to accommodate the slight variations in spacing that tend to add up, especially with long terminal blocks. Another advantage: the excellent printability of the surface material guarantees durable and wear-resistant labelling. A print resolution of 300 dpi also produces a very legible script.

Your benefits with MultiMark

- Firm hold and durable printing
- Continuous strips save installation time
- Easy mounting thanks to an innovative composite material
- Large label field for optimal legibility
- High flexibility thanks to manufacturer independence

General ordering data

Type	WS 12/5 MM WS	Version	
Order No.	2007190000	WS, Terminal marker, 12 x 5 mm, Weidmueller, white	
GTIN (EAN)	4050118392036		
Qty.	800 ST		

Accessories**End plates and partition plates**

Partition plates and end plates are essential accessories for terminal blocks. Partition plates provide optical and electrical separation of different potentials and functional groups, increasing safety and ensuring a clear structure inside the control cabinet. End plates close the terminal block row on the sides, protect against contact with live parts, and ensure a clean, stable finish. Both components are precisely matched to the respective Weidmüller terminal block series, contributing to safe, compliant, and professional wiring.

General ordering data

Type	WTW 2.5-10 S	Version
Order No.	1266520000	Partition plate (terminal), dark beige, Height: 56 mm, Width: 1.5 mm,
GTIN (EAN)	4050118092585	V-0, Wemid
Qty.	20 ST	