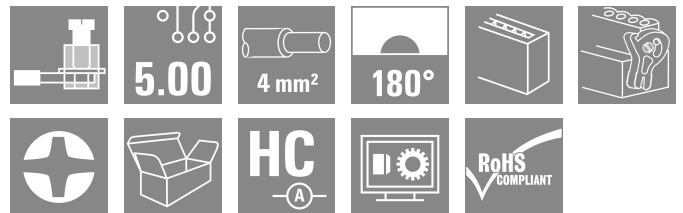



**BLZP 5.00HC/02/180LR SN BK BX**

**Weidmüller Interface GmbH & Co. KG**  
 Klingenbergstraße 26  
 D-32758 Detmold  
 Germany

www.weidmueller.com

**Product image**


Female plug with clamping-yoke screw system for connecting wires with straight (180°) outlet direction. The female connectors provide space for labelling and can be coded. Fastened by means of a flange or release latch. They also provide an integrated plus/minus screw, protection against faulty insertion of the wire, and they are delivered with open clamping yokes. HC = High Current.

**General ordering data**

|              |   |
|--------------|---|
| Version      | PCB plug-in connector, female plug, 5.00 mm, Number of poles: 2, 180°, Clamping yoke connection, Clamping range, max. : 4 mm <sup>2</sup> , Box |
| Order No.    | <a href="#">1956600000</a>  |
| Type         | BLZP 5.00HC/02/180LR SN BK BX   |
| GTIN (EAN)   | 4032248635436   |
| Qty.         | 90 items  |
| Product data | IEC: 400 V / 23 A / 0.2 - 4 mm <sup>2</sup><br>UL: 300 V / 20 A / AWG 26 - AWG 12   |
| Packaging    | Box   |

**BLZP 5.00HC/02/180LR SN BK BX**

**Weidmüller Interface GmbH & Co. KG**  
 Klingenbergstraße 26  
 D-32758 Detmold  
 Germany

www.weidmueller.com

**Technical data**

**Approvals**

Approvals



|                         |                            |
|-------------------------|----------------------------|
| ROHS                    | Conform                    |
| UL File Number Search   | <a href="#">UL Website</a> |
| Certificate No. (cURus) | E60693                     |

**Dimensions and weights**

|            |         |                 |             |
|------------|---------|-----------------|-------------|
| Depth      | 29.6 mm | Depth (inches)  | 1.1654 inch |
| Height     | 16.9 mm | Height (inches) | 0.6654 inch |
| Width      | 19.8 mm | Width (inches)  | 0.7795 inch |
| Net weight | 5.51 g  |                 |             |

**Environmental Product Compliance**

|                          |                             |                  |  |
|--------------------------|-----------------------------|------------------|--|
| RoHS Compliance Status   | Compliant without exemption |                  |  |
| REACH SVHC               | No SVHC above 0.1 wt%       |                  |  |
| Product Carbon Footprint | Cradle to gate              | 0,146 kg CO2 eq. |  |

**System Parameters**

|  |  |                   |                            |
|--|--|-------------------|----------------------------|
| Product family                               | OMNIMATE Signal - series BL/SL 5.00    |                   |                            |
| Type of connection                           | Field connection                       |                   |                            |
| Wire connection method                       | Clamping yoke connection               |                   |                            |
| Pitch in mm (P)                              | 5.00 mm                                |                   |                            |
| Pitch in inches (P)                          | 0.197 "                                |                   |                            |
| Conductor outlet direction                   | 180°                                   |                   |                            |
| Number of poles                              | 2                                      |                   |                            |
| L1 in mm                                     | 5.00 mm                                |                   |                            |
| L1 in inches                                 | 0.197 "                                |                   |                            |
| Number of rows                               | 1                                      |                   |                            |
| Pin series quantity                          | 1                                      |                   |                            |
| Rated cross-section                          | 4 mm <sup>2</sup>                      |                   |                            |
| Touch-safe protection acc. to DIN VDE 57 106 | Safe from finger touch                 |                   |                            |
| Touch-safe protection acc. to DIN VDE 0470   | IP20 plugged/ IP10 unplugged           |                   |                            |
| Protection degree                            | IP20                                   |                   |                            |
| Volume resistance                            | ≤5 mΩ                                  |                   |                            |
| Can be coded                                 | Yes                                    |                   |                            |
| Stripping length                             | 7 mm                                   |                   |                            |
| Clamping screw                               | M 2.5                                  |                   |                            |
| Screwdriver blade                            | 0.6 x 3.5, PH 1, PZ 1                  |                   |                            |
| Screwdriver blade standard                   | DIN 5264, ISO 8764/2-PH, ISO 8764/2-PZ |                   |                            |
| Plugging cycles                              | 25                                     |                   |                            |
| Plugging force/pole, max.                    | 10 N                                   |                   |                            |
| Pulling force/pole, max.                     | 9 N                                    |                   |                            |
| Tightening torque                            | Torque type                            | Wire connection   |                            |
|  | Usage information                      | Tightening torque | min. 0.4 Nm<br>max. 0.5 Nm |

**BLZP 5.00HC/02/180LR SN BK BX**

**Weidmüller Interface GmbH & Co. KG**  
 Klingenbergstraße 26  
 D-32758 Detmold  
 Germany

www.weidmueller.com

**Technical data**

**Material data**

|                                       |                            |                                       |  |
|---------------------------------------|----------------------------|---------------------------------------|--|
| Insulating material                   | PBT                        | Colour                                | black                                      |
| Colour chart (similar)                | RAL 9011                   | Insulating material group             | Illa                                       |
| Comparative Tracking Index (CTI)      | ≥ 200                      | Insulation resistance                 | ≥ 10 <sup>&lt;sup&gt;8&lt;/sup&gt;</sup> Ω |
| Moisture Level (MSL)                  |                            | UL 94 flammability rating             | V-0  |
| Contact material                      | Cu-alloy                   | Contact surface                       | tinned                                     |
| Layer structure of plug contact       | 4...8 μm Sn hot-dip tinned | Storage temperature, min.             | -40 °C                                     |
| Storage temperature, max.             | 70 °C                      | Operating temperature, min.           | -50 °C                                     |
| Operating temperature, max.           | 100 °C                     | Temperature range, installation, min. | -25 °C                                     |
| Temperature range, installation, max. | 100 °C                     |                                       |  |

**Conductors suitable for connection**

|   |                      |
|---|----------------------|
| Clamping range, min.                            | 0.13 mm <sup>2</sup> |
| Clamping range, max.                            | 4 mm <sup>2</sup>    |
| Wire connection cross section AWG, min.         | AWG 30               |
| Wire connection cross section AWG, max.         | AWG 12               |
| Solid, min. H05(07) V-U                         | 0.2 mm <sup>2</sup>  |
| Solid, max. H05(07) V-U                         | 4 mm <sup>2</sup>    |
| Flexible, min. H05(07) V-K                      | 0.2 mm <sup>2</sup>  |
| Flexible, max. H05(07) V-K                      | 4 mm <sup>2</sup>    |
| w. plastic collar ferrule, DIN 46228 pt 4, min. | 0.2 mm <sup>2</sup>  |
| w. plastic collar ferrule, DIN 46228 pt 4, max. | 2.5 mm <sup>2</sup>  |
| w. wire end ferrule, DIN 46228 pt 1, min.       | 0.2 mm <sup>2</sup>  |
| w. wire end ferrule, DIN 46228 pt 1, max.       | 4 mm <sup>2</sup>    |
| Plug gauge in accordance with EN 60999 a x b; ø | 2.8 mm x 2.4 mm      |

|  |  |                              |                         |
|--|--|------------------------------|-------------------------|
| Clampable conductor                    | Cross-section for conductor connection | Type                         | fine-wired              |
|  |  | nominal                      | 0.5 mm <sup>2</sup>     |
| wire end ferrule                       | wire end ferrule                       | Stripping length             | nominal 6 mm            |
|  |  | Recommended wire-end ferrule | <a href="#">H0.5/6</a>  |
|  |  |                              |                         |
| Cross-section for conductor connection | wire end ferrule                       | Type                         | fine-wired              |
|  |  | nominal                      | 1 mm <sup>2</sup>       |
| wire end ferrule                       | wire end ferrule                       | Stripping length             | nominal 6 mm            |
|  |  | Recommended wire-end ferrule | <a href="#">H1.0/6</a>  |
|  |  |                              |                         |
| Cross-section for conductor connection | wire end ferrule                       | Type                         | fine-wired              |
|  |  | nominal                      | 1.5 mm <sup>2</sup>     |
| wire end ferrule                       | wire end ferrule                       | Stripping length             | nominal 7 mm            |
|  |  | Recommended wire-end ferrule | <a href="#">H1.5/7</a>  |
|  |  |                              |                         |
| Cross-section for conductor connection | wire end ferrule                       | Type                         | fine-wired              |
|  |  | nominal                      | 2.5 mm <sup>2</sup>     |
| wire end ferrule                       | wire end ferrule                       | Stripping length             | nominal 7 mm            |
|  |  | Recommended wire-end ferrule | <a href="#">H2.5/7</a>  |
|  |  |                              |                         |
| Cross-section for conductor connection | wire end ferrule                       | Type                         | fine-wired              |
|  |  | nominal                      | 0.75 mm <sup>2</sup>    |
| wire end ferrule                       | wire end ferrule                       | Stripping length             | nominal 6 mm            |
|  |  | Recommended wire-end ferrule | <a href="#">H0.75/6</a> |
|  |  |                              |                         |

## BLZP 5.00HC/02/180LR SN BK BX

**Weidmüller Interface GmbH & Co. KG**  
 Klingenbergstraße 26  
 D-32758 Detmold  
 Germany

www.weidmueller.com

## Technical data

Reference text The outside diameter of the plastic collar should not be larger than the pitch (P), Length of ferrules is to be chosen depending on the product and the rated voltage.

### Rated data acc. to IEC

|   |                        |   |                   |
|---|------------------------|---|-------------------|
| tested acc. to standard   | IEC 60664-1, IEC 61984 | Rated current, min. number of poles (Tu=20°C)                         | 23 A              |
| Rated current, max. number of poles (Tu=20°C)                             | 18 A                   | Rated current, min. number of poles (Tu=40°C)                         | 21 A              |
| Rated current, max. number of poles (Tu=40°C)                             | 16 A                   | Rated voltage for surge voltage class / pollution degree II/2         | 400 V             |
| Rated voltage for surge voltage class / pollution degree III/2            | 320 V                  | Rated voltage for surge voltage class / pollution degree III/3        | 250 V             |
| Rated impulse voltage for surge voltage class/ pollution degree II/2      | 4 kV                   | Rated impulse voltage for surge voltage class/ pollution degree III/2 | 4 kV              |
| Rated impulse voltage for surge voltage class/ contamination degree III/3 | 4 kV                   | Short-time withstand current resistance                               | 3 x 1s with 120 A |

### Rated data acc. to CSA

|                                   |        |                                   |  |
|-----------------------------------|--------|-----------------------------------|--|
| Institute (CSA)                   | CSA    | Certificate No. (CSA)             | 200039-1121690   |
| Rated voltage (Use group B / CSA) | 300 V  | Rated voltage (Use group C / CSA) | 50 V   |
| Rated voltage (Use group D / CSA) | 300 V  | Rated current (Use group B / CSA) | 20 A   |
| Rated current (Use group D / CSA) | 20 A   | Wire cross-section, AWG, min.     | AWG 30   |
| Wire cross-section, AWG, max.     | AWG 12 | Reference to approval values      | Specifications are maximum values, details - see approval certificate. |

### Rated data acc. to UL 1059

|                                       |  |                                       |        |
|---------------------------------------|--|---------------------------------------|--------|
| Institute (cURus)                     | CURUS  | Certificate No. (cURus)               | E60693 |
| Rated voltage (Use group B / UL 1059) | 300 V  | Rated voltage (Use group D / UL 1059) | 300 V  |
| Rated current (Use group B / UL 1059) | 20 A   | Rated current (Use group D / UL 1059) | 10 A   |
| Wire cross-section, AWG, min.         | AWG 26   | Wire cross-section, AWG, max.         | AWG 12 |
| Reference to approval values          | Specifications are maximum values, details - see approval certificate. |                                       |        |

### Packing

|           |           |            |           |
|-----------|-----------|------------|-----------|
| Packaging | Box       | VPE length | 349.00 mm |
| VPE width | 139.00 mm | VPE height | 31.00 mm  |

### Important note

|                |   |
|----------------|---|
| IPC conformity | Conformity: The products are developed, manufactured and delivered according international recognized standards and norms and comply with the assured properties in the data sheet resp. fulfill decorative properties in accordance with IPC-A-610 "Class 2". Further claims on the products can be evaluated on request.  |
| Notes          | <ul style="list-style-type: none"> <li>• Additional variants on request</li> <li>• Gold-plated contact surfaces on request</li> <li>• Rated current related to rated cross-section &amp; min. No. of poles.</li> <li>• Wire end ferrule without plastic collar to DIN 46228/1</li> <li>• Wire end ferrule with plastic collar to DIN 46228/4</li> <li>• P on drawing = pitch</li> <li>• Rated data refer only to the component itself. Clearance and creepage distances to other components are to be designed in accordance with the relevant application standards.</li> <li>• In accordance with IEC 61984, OMNIMATE-connectors are connectors without breaking capacity (COC). During designated use, connectors are not allowed to be engaged or disengaged when live or under load</li> <li>• Long term storage of the product with average temperature of 50 °C and maximum humidity 70%, 36 months</li> </ul> |

**BLZP 5.00HC/02/180LR SN BK BX**

**Weidmüller Interface GmbH & Co. KG**  
Klingenbergstraße 26  
D-32758 Detmold  
Germany

[www.weidmueller.com](http://www.weidmueller.com)

## Technical data

### Classifications

|             |             |             |             |
|-------------|-------------|-------------|-------------|
| ETIM 8.0    | EC002638    | ETIM 9.0    | EC002638    |
| ETIM 10.0   | EC002638    | ECLASS 14.0 | 27-46-02-02 |
| ECLASS 15.0 | 27-46-02-02 |             |             |


**BLZP 5.00HC/02/180LR SN BK BX**

**Weidmüller Interface GmbH & Co. KG**  
 Klingenbergstraße 26  
 D-32758 Detmold  
 Germany

www.weidmueller.com

Drawings

Product image



Dimensional drawing



Graph




Self-locking Immediately on plugging in

Product benefits



Self-locking Immediately on plugging in

Product benefits



Gentle unlocking Low mechanical stress

**BLZP 5.00HC/02/180LR SN BK BX**

**Weidmüller Interface GmbH & Co. KG**  
 Klingenbergstraße 26  
 D-32758 Detmold  
 Germany

www.weidmueller.com

**Accessories****Coding elements**

Only connects what is supposed to be connected: the right connection at the right place.  
 Coding elements and locking devices clearly assign connecting elements during the manufacturing process and operation  
 The coding elements and locking devices are inserted prior to assembly or during the cable assembly phase.  
 The Weidmüller alternative: configure online using the variant configurator to precode prior to delivery.  
 Incorrect assembly on the circuit board and incorrect plugging of connecting elements is no longer possible.  
 The advantage: no troubleshooting during manufacture and no operational errors by the user.

**General ordering data**

|            |                            |  |
|------------|----------------------------|--|
| Type       | BLZ/SL KO OR BX            | Version  |
| Order No.  | <a href="#">1573010000</a> | PCB plug-in connector, Accessories, Coding element, orange, Number |
| GTIN (EAN) | 4008190048396              | of poles: 1  |
| Qty.       | 100 ST                     |  |
| Type       | BLZ/SL KO BK BX            | Version  |
| Order No.  | <a href="#">1545710000</a> | PCB plug-in connector, Accessories, Coding element, black, Number  |
| GTIN (EAN) | 4008190087142              | of poles: 1  |
| Qty.       | 50 ST                      |  |

**Slotted screwdriver**

Slotted screwdriver with rounded blade SD DIN 5265, ISO 2380/2, output to DIN 5264, ISO 2380/1.  
 ChromTop tip, SoftFinish grip

**General ordering data**

|            |                            |   |
|------------|----------------------------|---|
| Type       | SDS 0.6X3.5X100            | Version   |
| Order No.  | <a href="#">2749340000</a> | Screwdriver, Blade width (B): 3.5 mm, Blade length: 100 mm, Blade |
| GTIN (EAN) | 4050118895568              | thickness (A): 0.6 mm   |
| Qty.       | 1 ST                       |   |
| Type       | SDIS 0.6X3.5X100           | Version   |
| Order No.  | <a href="#">2749810000</a> | Screwdriver, Blade width (B): 3.5 mm, Blade length: 100 mm, Blade |
| GTIN (EAN) | 4050118897012              | thickness (A): 0.6 mm   |
| Qty.       | 1 ST                       |   |

**BLZP 5.00HC/02/180LR SN BK BX**

**Weidmüller Interface GmbH & Co. KG**  
 Klingenbergstraße 26  
 D-32758 Detmold  
 Germany

www.weidmueller.com

**Accessories**
**Crosshead screwdriver Phillips**


Crosshead screwdriver, Phillips, SDK PH DIN 5262, ISO 8764/2-PH, output to ISO 8764-PH, ChromTop tip, SoftFinish grip

**General ordering data**

|            |                            |   |  |
|------------|----------------------------|---|--|
| Type       | SDK PH1 X 80               | Version   |  |
| Order No.  | <a href="#">2749410000</a> | Screwdriver, Blade width (B): 4.5 mm, 80 mm, Blade thickness (A): 1 |  |
| GTIN (EAN) | 4050118895636              |   |  |
| Qty.       | 1 ST                       |   |  |

**Crosshead screwdriver Pozidriv**


Crosshead screwdriver, Pozidriv, SDK PZ DIN 5262, ISO 8764/2-PZ, output to ISO 8764/1-PZ, ChromTop tip, SoftFinish grip

**General ordering data**

|            |                            |  |  |
|------------|----------------------------|--|--|
| Type       | SDK PZ1 X 80               | Version  |  |
| Order No.  | <a href="#">2749440000</a> | Screwdriver, Blade width (B): 14.5 mm, 80 mm, Blade thickness (A): 1 |  |
| GTIN (EAN) | 4050118895667              |  |  |
| Qty.       | 1 ST                       |  |  |

## BLZP 5.00HC/02/180LR SN BK BX

Weidmüller Interface GmbH & Co. KG  
Klingenbergstraße 26  
D-32758 Detmold  
Germany

www.weidmueller.com

## Counterpart

## SL-SMT 5.00HC/180LF Box



High-temperature-resistant pin header, packed in box or tape. On tape, with 1.5 mm solder pin, optimised for automatic assembly. 3.2 mm solder pin suitable for reflow and wave soldering. The pin headers provide space for labelling and can be coded. HC = High Current.

## General ordering data

|            |                            |   |
|------------|----------------------------|---|
| Type       | SL-SMT 5.00HC/02/180LF ... | Version   |
| Order No.  | <a href="#">1841390000</a> | PCB plug-in connector, male header, Solder flange, THT/THR solder     |
| GTIN (EAN) | 4032248352296              | connection, 5.00 mm, Number of poles: 2, 180°, Solder pin length (l): |
| Qty.       | 90 ST                      | 3.2 mm, tinned, black, Box  |

## SL-SMT 5.00HC/180LF Tape



High-temperature-resistant pin header, packed in box or tape. On tape, with 1.5 mm solder pin, optimised for automatic assembly. 3.2 mm solder pin suitable for reflow and wave soldering. The pin headers provide space for labelling and can be coded. HC = High Current.

## General ordering data

|            |                            |   |
|------------|----------------------------|---|
| Type       | SL-SMT 5.00HC/02/180LF ... | Version   |
| Order No.  | <a href="#">1797930000</a> | PCB plug-in connector, male header, Solder flange, THT/THR solder     |
| GTIN (EAN) | 4032248239931              | connection, 5.00 mm, Number of poles: 2, 180°, Solder pin length (l): |
| Qty.       | 250 ST                     | 1.5 mm, tinned, black, Tape   |

## SL-SMT 5.00HC/90LF Box



High-temperature-resistant pin header, packed in box or tape. On tape, with 1.5 mm solder pin, optimised for automatic assembly. 3.2 mm solder pin suitable for reflow and wave soldering. The pin headers provide space for labelling and can be coded. HC = High Current.

## General ordering data

|            |                            |  |
|------------|----------------------------|--|
| Type       | SL-SMT 5.00HC/02/90LF 1... | Version  |
| Order No.  | <a href="#">1797230000</a> | PCB plug-in connector, male header, Solder flange, THT/THR solder    |
| GTIN (EAN) | 4032248238019              | connection, 5.00 mm, Number of poles: 2, 90°, Solder pin length (l): |
| Qty.       | 90 ST                      | 1.5 mm, tinned, black, Box   |

## BLZP 5.00HC/02/180LR SN BK BX

**Weidmüller Interface GmbH & Co. KG**  
 Klingenbergstraße 26  
 D-32758 Detmold  
 Germany

www.weidmueller.com

## Counterpart

|            |                            |  |
|------------|----------------------------|--|
| Type       | SL-SMT 5.00HC/02/90LF 3... | Version  |
| Order No.  | <a href="#">1840350000</a> | PCB plug-in connector, male header, Solder flange, THT/THR solder    |
| GTIN (EAN) | 4032248351091              | connection, 5.00 mm, Number of poles: 2, 90°, Solder pin length (l): |
| Qty.       | 90 ST                      | 3.2 mm, tinned, black, Box   |

## SL-SMT 5.00HC/90LF Tape



High-temperature-resistant pin header, packed in box or tape. On tape, with 1.5 mm solder pin, optimised for automatic assembly. 3.2 mm solder pin suitable for reflow and wave soldering. The pin headers provide space for labelling and can be coded. HC = High Current.

## General ordering data

|            |                            |  |
|------------|----------------------------|--|
| Type       | SL-SMT 5.00HC/02/90LF 1... | Version  |
| Order No.  | <a href="#">1797750000</a> | PCB plug-in connector, male header, Solder flange, THT/THR solder    |
| GTIN (EAN) | 4032248239757              | connection, 5.00 mm, Number of poles: 2, 90°, Solder pin length (l): |
| Qty.       | 350 ST                     | 1.5 mm, tinned, black, Tape  |

## SLDV-THR 5.00/180FLF



High-temperature resistant, double level, laterally offset, closed ended male header, with solder flange option. 1.5 mm solder pin suitable for reflow soldering. 3.2 mm solder pin suitable for reflow and wave soldering. The pin headers provide space for labelling and can be coded.

## General ordering data

|            |                            |   |
|------------|----------------------------|---|
| Type       | SLDV-THR 5.00/04/180FLF... | Version   |
| Order No.  | <a href="#">1883100000</a> | PCB plug-in connector, male header, Flange / Solder flange, THT/THR |
| GTIN (EAN) | 4032248487370              | solder connection, 5.00 mm, Number of poles: 4, 180°, Solder pin    |
| Qty.       | 50 ST                      | length (l): 3.2 mm, tinned, black, Box                              |