

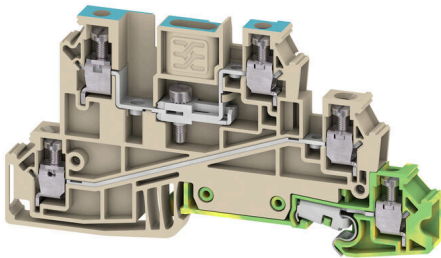
WDL 2.5/NT/L/PE**Weidmüller Interface GmbH & Co. KG**

Klingenbergstraße 26

D-32758 Detmold

Germany

www.weidmueller.com

Product image**Building installation wiring**

For building installations, we offer a complete system that revolves around the 10×3 copper rail and comprises perfectly coordinated components: from installation terminal blocks, neutral conductor terminal blocks and distribution terminal blocks to comprehensive accessories such as busbars and busbar holders.

General ordering data

Version	Multi level installation terminal block, Screw connection, dark beige, 2.5 mm ² , 24 A, 400 V, Number of connections: 5, Number of levels: 3
Order No.	1029800000
Type	WDL 2.5/NT/L/PE
GTIN (EAN)	4008190152703
Qty.	50 items

WDL 2.5/NT/L/PE

Weidmüller Interface GmbH & Co. KG

Klingenbergstraße 26

D-32758 Detmold

Germany

www.weidmueller.com

Technical data

Approvals

Approvals



ROHS Conform

UL File Number Search [UL Website](#)

Certificate No. (UR) E60693

Dimensions and weights

Depth	48 mm	Depth (inches)	1.8898 inch
Depth including DIN rail	49 mm	Height	90 mm
Height (inches)	3.5433 inch	Width	6.1 mm
Width (inches)	0.2402 inch	Net weight	19.33 g

Temperatures

Storage temperature	-25 °C...55 °C	Ambient temperature	-5 °C...40 °C
Continuous operating temp., min.	-50 °C	Continuous operating temp., max.	120 °C

Environmental Product Compliance

RoHS Compliance Status	Compliant without exemption
REACH SVHC	No SVHC above 0.1 wt%

Material data

Basic material	Wemid	Colour	dark beige
UL 94 flammability rating	V-0		

System specifications

Version	Screw connection, NT, L and PE connection, Spacer, for screwable cross-connection, One end without connector	End cover plate required	Yes
Number of potentials	3	Number of levels	3
Number of clamping points per level	2	Number of potentials per tier	1
Levels cross-connected internally	No	PE connection	Yes
Mounting rail	TS 35	N-function	Yes
PE function	Yes	PEN function	No

Additional technical data

Open sides	right	Number of similar terminals	1
Explosion-tested version	No	Type of mounting	Snap-on

CSA rating data

Wire cross section max. (CSA)	12 AWG	Certificate No. (CSA)	12400-296
Voltage size B (CSA)	300 V	Current size B (CSA)	10 A
Voltage size D (CSA)	300 V	Current size D (CSA)	10 A
Wire cross section min. (CSA)	26 AWG		

WDL 2.5/NT/L/PE

Weidmüller Interface GmbH & Co. KG
 Klingenbergstraße 26
 D-32758 Detmold
 Germany

www.weidmueller.com

Technical data

Conductors for clamping (rated connection)

Gauge to IEC 60947-1	A3, A4
Wire connection cross section AWG, max.	AWG 12
Connection direction	on side
Tightening torque, max.	0.6 Nm
Tightening torque, min.	0.4 Nm
Stripping length	8 mm
Type of connection 2	Screw connection
Type of connection	Screw connection
Number of connections	5
Clamping range, max.	4 mm ²
Clamping range, min.	0.13 mm ²
Clamping screw	M 2.5
Blade size	0.6 x 3.5 mm
Wire connection cross section AWG, min.	AWG 26
Wire connection cross-section, finely stranded with wire-end ferrules DIN 46228/4, max.	4 mm ²
Wire connection cross-section, finely stranded with wire-end ferrules DIN 46228/4, min.	0.13 mm ²
Wire connection cross-section, finely stranded with wire-end ferrules DIN 46228/1, max.	2.5 mm ²
Wire connection cross-section, finely stranded with wire-end ferrules DIN 46228/1, min.	0.13 mm ²
Wire connection cross section, finely stranded, max.	4 mm ²
Wire connection cross section, finely stranded, min.	0.13 mm ²
Connection cross-section, stranded, max.	4 mm ²
Connection cross-section, stranded, min.	0.13 mm ²
Torque level with DMS electric screwdriver	1
Wire connection cross-section, solid core, max.	4 mm ²
Wire connection cross-section, solid core, min.	0.13 mm ²

Clampable conductor	Connection specification		Screw connection	
	Cross-section for conductor connection	Type	solid, H05(07) V-U	
		min.	0.5 mm ²	
		max.	4 mm ²	
		nominal	2.5 mm ²	
	wire end ferrule	Stripping length	min.	8 mm
			max.	8 mm
			nominal	8 mm
		Tightening torque	min.	0.4 Nm
		max.	0.6 Nm	
	Connection specification		Screw connection	
	Cross-section for conductor connection	Type	stranded, H07V-R	
		min.	1.5 mm ²	
		max.	4 mm ²	
nominal		2.5 mm ²		
wire end ferrule	Stripping length	min.	8 mm	
		max.	8 mm	

WDL 2.5/NT/L/PE

Weidmüller Interface GmbH & Co. KG
 Klingenbergstraße 26
 D-32758 Detmold
 Germany

www.weidmueller.com

Technical data

			nominal	8 mm
		Tightening torque	min.	0.4 Nm
			max.	0.6 Nm
Connection specification	Screw connection			
Cross-section for conductor connection	Type	flexible, H05(07) V-K		
	min.	0.5 mm ²		
	max.	4 mm ²		
	nominal	2.5 mm ²		
wire end ferrule	Stripping length	min.	8 mm	
		max.	8 mm	
		nominal	8 mm	
	Tightening torque	min.	0.4 Nm	
		max.	0.6 Nm	

General

Wire connection cross section AWG, max.	AWG 12	Wire connection cross section AWG, min.	AWG 26
Standards	IEC 60947-7-1 (-7-2)	Mounting rail	TS 35

Rating data

Rated cross-section	2.5 mm ²	Rated voltage	400 V
Rated DC voltage	400 V	Nominal current	24 A
Current at maximum wires	32 A	Standards	IEC 60947-7-1 (-7-2)
Volume resistance according to IEC 60947-7-x	1.33 mΩ	Rated impulse withstand voltage	4 kV
Power loss in accordance with IEC 60947-7-x	0.77 W	Rated voltage (L / L)	400 V
Rated voltage (L / N)	250 V	Rated voltage (L / PE)	250 V
Surge voltage category	III	Pollution severity	3

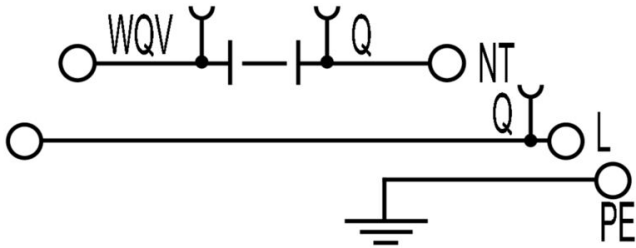
UL rating data

Conductor size Factory wiring max. (UR)	12 AWG	Current size C (UR)	15 A
Voltage size C (UR)	300 V	Conductor size Factory wiring min. (UR)	26 AWG
Certificate No. (UR)	E60693	Conductor size Field wiring min. (UR)	22 AWG
Conductor size Field wiring max. (UR)	12 AWG		

Classifications

ETIM 8.0	EC001329	ETIM 9.0	EC001329
ETIM 10.0	EC001329	ECLASS 14.0	27-25-01-10
ECLASS 15.0	27-25-01-10		

Drawings



WDL 2.5/NT/L/PE

Weidmüller Interface GmbH & Co. KG
 Klingenbergstraße 26
 D-32758 Detmold
 Germany

www.weidmueller.com

Accessories

End bracket



Weidmüller's range of products includes end brackets that guarantee a permanent, reliable mounting on the terminal rail and prevent sliding. Versions with and without screws are available. The end brackets include marking options, also for group markers, and also a test plug holder.

General ordering data

Type	Q 2 WDL2.5S	Version	
Order No.	1071500000	Cross-connector (terminal), when screwed in, yellow, 24 A, Number of poles: 2, Pitch in mm (P): 6.10, Insulated: Yes, Width: 4 mm	
GTIN (EAN)	4008190424930		
Qty.	50 ST		

Cross-connections



The distribution or multiplication of a potential to adjoining terminal blocks is realized via a cross-connection. Additional wiring effort can be easily avoided. Even if the poles are broken out, contact reliability in the terminal blocks is still ensured. Our portfolio offers pluggable and screwable cross-connection systems for modular terminal blocks.

General ordering data

Type	Q 3 WDL2.5S	Version	
Order No.	1071600000	Cross-connector (terminal), when screwed in, yellow, 24 A, Number of poles: 3, Pitch in mm (P): 6.10, Insulated: Yes, Width: 4 mm	
GTIN (EAN)	4008190424923		
Qty.	50 ST		
Type	Q 4 WDL2.5S	Version	
Order No.	1071700000	Cross-connector (terminal), when screwed in, yellow, 24 A, Number of poles: 4, Pitch in mm (P): 6.10, Insulated: Yes, Width: 4 mm	
GTIN (EAN)	4008190424916		
Qty.	50 ST		

End bracket



Weidmüller's range of products includes end brackets that guarantee a permanent, reliable mounting on the terminal rail and prevent sliding. Versions with and without screws are available. The end brackets include marking options, also for group markers, and also a test plug holder.

WDL 2.5/NT/L/PE

Weidmüller Interface GmbH & Co. KG
 Klingenbergstraße 26
 D-32758 Detmold
 Germany

www.weidmueller.com

Accessories

General ordering data

Type	Q 10 WDL2.5S	Version
Order No.	1071800000	Cross-connector (terminal), when screwed in, yellow, 24 A, Number of poles: 10, Pitch in mm (P): 6.10, Insulated: Yes, Width: 4 mm
GTIN (EAN)	4008190424893	
Qty.	20 ST	
Type	Q 20 WDL2.5S	Version
Order No.	1074200000	Cross-connector (terminal), when screwed in, yellow, 24 A, Number of poles: 20, Pitch in mm (P): 6.10, Insulated: Yes, Width: 4 mm
GTIN (EAN)	4008190910501	
Qty.	20 ST	

End plates and partition plates



Partition plates and end plates are essential accessories for terminal blocks. Partition plates provide optical and electrical separation of different potentials and functional groups, increasing safety and ensuring a clear structure inside the control cabinet. End plates close the terminal block row on the sides, protect against contact with live parts, and ensure a clean, stable finish. Both components are precisely matched to the respective Weidmüller terminal block series, contributing to safe, compliant, and professional wiring.

General ordering data

Type	WAP WDL2.5	Version
Order No.	1067800000	End plate for terminals, dark beige, Height: 90 mm, Width: 1.5 mm, V-0, Wemid, Snap-on: No
GTIN (EAN)	4008190172183	
Qty.	20 ST	
Type	WHP WDL2.5/S BL	Version
Order No.	1067980000	End and partition plate for terminals, blue, Height: 84.5 mm, Width: 2 mm, V-0, Wemid
GTIN (EAN)	4008190022440	
Qty.	20 ST	

End bracket



Weidmüller's range of products includes end brackets that guarantee a permanent, reliable mounting on the terminal rail and prevent sliding. Versions with and without screws are available. The end brackets include marking options, also for group markers, and also a test plug holder.

General ordering data

Type	WEW 35/2	Version
Order No.	1061200000	End bracket, dark beige, TS 35, HB, Wemid, Width: 8 mm, 100 °C
GTIN (EAN)	4008190030230	
Qty.	50 ST	

WDL 2.5/NT/L/PE

Weidmüller Interface GmbH & Co. KG

Klingenbergstraße 26

D-32758 Detmold

Germany

www.weidmueller.com

Accessories

Combined screwing and cutting tool "Swiftly® CS"

Combined cutting/stripping tool Swiftly® CS and Swiftly® CS set for crimp-free cutting and stripping of copper cables up to 1.5 mm² solid and 2.5 mm² flexible.

General ordering data

Type	SWIFTY CS SET	Version	
Order No.	9006060000	Cutting and screwing-tool, Cutting tool for one-hand operation	
GTIN (EAN)	4032248257638		
Qty.	1 ST		

Slotted screwdriver



VDE insulated slot-head screwdriver, SDI DIN 7437, ISO 2380/2, drive output acc. to DIN 5264, ISO 2380/1. SoftFinish grip

General ordering data

Type	SDIS 0.6X3.5X100	Version	
Order No.	9008390000	Screwdriver, Screwdriver	
GTIN (EAN)	4032248056354		
Qty.	1 ST		

Blank



The Dekafix (DEK) marker is the universal marker for all conductor and plug-in connectors as well as for electronic sub-assemblies. The system is ideal for short number sequences and covers a wide range of ready-printed markers.

Strips for fast installation in only one work step. The printing is easy to read, rich in contrast and available in various widths.

- Large range of ready-to-use markers
 - Strips for fast installation
 - Terminal markers, suitable for all Weidmüller cable connectors
 - Available as blank MultiCard or with standard printing
- For custom printing: Please send us a file of our labeling software M-Print PRO or M-Print PRO Online (without installation) for your labeling specifications.

WDL 2.5/NT/L/PE

Weidmüller Interface GmbH & Co. KG
 Klingenbergstraße 26
 D-32758 Detmold
 Germany

www.weidmueller.com

Accessories

General ordering data

Type	DEK 5/5 MC NE WS	Version
Order No.	1609801044	Dekafix, Terminal marker, 5 x 5 mm, Pitch in mm (P): 5.00
GTIN (EAN)	4008190397111	Weidmueller, white
Qty.	1000 ST	
Type	WS 8/5 MC NE WS	Version
Order No.	1640740000	WS, Terminal marker, 8 x 5 mm, Pitch in mm (P): 5.00 Weidmueller,
GTIN (EAN)	4008190279103	Allen-Bradley, white
Qty.	720 ST	

Marker holder



The marker holder offer the possibility of additional mounting of standard markers with a pitch of 5 or 5.1 mm. The angled holders can be optionally snapped together and could be mounted in all standard marking channels of the Klippon® Connect modular terminal blocks. Fitting marker types could be found under the respective accessories of the designation marking holder.

General ordering data

Type	BZT 1 WS 10/5	Version
Order No.	1805490000	Accessories, Marker holder
GTIN (EAN)	4032248270231	
Qty.	100 ST	
Type	BZT 1 ZA WS 10/5	Version
Order No.	1805520000	Accessories, Marker holder
GTIN (EAN)	4032248270248	
Qty.	100 ST	

WS 8/5



WS/ DEK

MultiMark terminal markers use an innovative composite material made from two components. The hard base contour of the marker snaps securely into the connector. The elastic surface finish makes the marker easy to mount. This specially punched material enables the strips to be stretched to accommodate the slight variations in spacing that tend to add up, especially with long terminal blocks. Another advantage: the excellent printability of the surface material guarantees durable and wear-resistant labelling. A print resolution of 300 dpi also produces a very legible script.

Your benefits with MultiMark

- Firm hold and durable printing
- Continuous strips save installation time
- Easy mounting thanks to an innovative composite material
- Large label field for optimal legibility
- High flexibility thanks to manufacturer independence

WDL 2.5/NT/L/PE

Weidmüller Interface GmbH & Co. KG
 Klingenbergstraße 26
 D-32758 Detmold
 Germany


www.weidmueller.com

Accessories

General ordering data

Type	WS 8/5 MM WS	Version	
Order No.	2007150000	WS, Terminal marker, 8 x 5 mm, Weidmueller, white	
GTIN (EAN)	4050118392029		
Qty.	800 ST		

Cross-connections



The distribution or multiplication of a potential to adjoining terminal blocks is realized via a cross-connection. Additional wiring effort can be easily avoided. Even if the poles are broken out, contact reliability in the terminal blocks is still ensured. Our portfolio offers pluggable and screwable cross-connection systems for modular terminal blocks.

General ordering data

Type	WQV 4/10	Version	
Order No.	1052060000	Cross-connector (terminal), when screwed in, yellow, 41 A, Number of poles: 10, Pitch in mm (P): 6.10, Insulated: Yes, Width: 7.6 mm	
GTIN (EAN)	4008190054687		
Qty.	20 ST		
Type	WQV 4/2	Version	
Order No.	1051960000	Cross-connector (terminal), when screwed in, yellow, 41 A, Number of poles: 2, Pitch in mm (P): 6.10, Insulated: Yes, Width: 10.6 mm	
GTIN (EAN)	4008190026486		
Qty.	50 ST		
Type	WQV 4/3	Version	
Order No.	1054560000	Cross-connector (terminal), when screwed in, yellow, 41 A, Number of poles: 3, Pitch in mm (P): 6.10, Insulated: Yes, Width: 7.6 mm	
GTIN (EAN)	4008190168971		
Qty.	50 ST		
Type	WQV 4/4	Version	
Order No.	1054660000	Cross-connector (terminal), when screwed in, yellow, 41 A, Number of poles: 4, Pitch in mm (P): 6.10, Insulated: Yes, Width: 7.6 mm	
GTIN (EAN)	4008190095758		
Qty.	50 ST		
Type	WQV 4/5	Version	
Order No.	1057860000	Cross-connector (terminal), when screwed in, yellow, 41 A, Number of poles: 5, Pitch in mm (P): 6.10, Insulated: Yes, Width: 7.6 mm	
GTIN (EAN)	4008190067380		
Qty.	10 ST		
Type	WQV 4/6	Version	
Order No.	1057160000	Cross-connector (terminal), when screwed in, yellow, 41 A, Number of poles: 6, Pitch in mm (P): 6.10, Insulated: Yes, Width: 7.6 mm	
GTIN (EAN)	4008190172008		
Qty.	10 ST		
Type	WQV 4/7	Version	
Order No.	1057260000	Cross-connector (terminal), when screwed in, yellow, 41 A, Number of poles: 7, Pitch in mm (P): 6.10, Insulated: Yes, Width: 7.6 mm	
GTIN (EAN)	4008190092139		
Qty.	10 ST		