


**WDU 2.5 TS SE 2.4****Weidmüller Interface GmbH & Co. KG**

Klingenbergstraße 26

D-32758 Detmold

Germany

www.weidmueller.com

**Product image**

To feed through power, signal, and data is the classical requirement in electrical engineering and panel building. The insulating material, the connection system and the design of the terminal blocks are the differentiating features. A feed-through terminal block is suitable for joining and/or connecting one or more conductors. They could have one or more connection levels that are on the same potential or insulated against one another.

**General ordering data**

Version	W-Series, Feed-through terminal, Rated cross-section: 2.5 mm <sup>2</sup> , Screw connection
Order No.	<a href="#">1021200000</a>
Type	WDU 2.5 TS SE 2.4
GTIN (EAN)	4008190172718
Qty.	100 items

WDU 2.5 TS SE 2.4

Weidmüller Interface GmbH & Co. KG  
 Klingenbergstraße 26  
 D-32758 Detmold  
 Germany

www.weidmueller.com

Technical data

Approvals

Approvals



ROHS Conform

Dimensions and weights

Depth	46.5 mm	Depth (inches)	1.8307 inch
Height	60 mm	Height (inches)	2.3622 inch
Width	5.1 mm	Width (inches)	0.2008 inch
Net weight	7.13 g		

Temperatures

Storage temperature	-25 °C...55 °C	Ambient temperature	-50 °C...75 °C
Continuous operating temp., min.	-50 °C	Continuous operating temp., max.	120 °C

Environmental Product Compliance

RoHS Compliance Status	Compliant without exemption		
REACH SVHC	No SVHC above 0.1 wt%		
Product Carbon Footprint	Cradle to gate	0,093 kg CO2 eq.	

Material data

Basic material	Wemid	Colour	dark beige
UL 94 flammability rating	V-0		

System specifications

Version	Screw connection, with Thermipoint connection	End cover plate required	Yes
Number of potentials	1	Number of levels	1
Number of clamping points per level	1	Number of potentials per tier	1
Levels cross-connected internally	No	PE connection	No
Mounting rail	TS 35	N-function	No
PE function	No	PEN function	No

2 clampable conductors (H05V/H07V) with equal cross-section (rated connection)

Wire connection cross section, finely stranded with wire-end ferrules DIN 46228/1, 2 clampable wires, max.	1.5 mm <sup>2</sup>	Wire connection cross section, finely stranded with wire-end ferrules DIN 46228/1, 2 clampable wires, min.	0.5 mm <sup>2</sup>
Wire cross-section, finely stranded, two clampable wires, max.	1.5 mm <sup>2</sup>	Wire connection cross section, finely stranded, two clampable wires, min.	0.5 mm <sup>2</sup>

Additional technical data

Open sides	right	Number of similar terminals	1
Explosion-tested version	No	Type of mounting	Snap-on

Conductors for clamping (additional connection)

Connection type, additional connection Screw connection

**WDU 2.5 TS SE 2.4**

**Weidmüller Interface GmbH & Co. KG**  
 Klingenbergstraße 26  
 D-32758 Detmold  
 Germany

www.weidmueller.com

**Technical data**

**Conductors for clamping (rated connection)**

Gauge to IEC 60947-1	A3	Wire connection cross section AWG, max.	AWG 12
Connection direction	on side	Tightening torque, max.	0.8 Nm
Tightening torque, min.	0.4 Nm	Stripping length	10 mm
Type of connection	Screw connection	Number of connections	2
Clamping range, max.	4 mm <sup>2</sup>	Clamping range, min.	0.05 mm <sup>2</sup>
Clamping screw	M 2.5	Blade size	0.6 x 3.5 mm
Wire connection cross section AWG, min.	AWG 30	Wire connection cross-section, finely stranded with wire-end ferrules DIN 46228/4, max.	2.5 mm <sup>2</sup>
Wire connection cross-section, finely stranded with wire-end ferrules DIN 46228/4, min.	0.05 mm <sup>2</sup>	Wire connection cross-section, finely stranded with wire-end ferrules DIN 46228/1, max.	2.5 mm <sup>2</sup>
Wire connection cross-section, finely stranded with wire-end ferrules DIN 46228/1, min.	0.05 mm <sup>2</sup>	Wire connection cross section, finely stranded, max.	4 mm <sup>2</sup>
Wire connection cross section, finely stranded, min.	0.05 mm <sup>2</sup>	Connection cross-section, stranded, max.	4 mm <sup>2</sup>
Connection cross-section, stranded, min.	0.05 mm <sup>2</sup>	Twin wire-end ferrules, max.	1.5 mm <sup>2</sup>
Twin wire-end ferrules, min.	0.5 mm <sup>2</sup>	Torque level with DMS electric screwdriver	1
Wire connection cross-section, solid core, max.	4 mm <sup>2</sup>	Wire connection cross-section, solid core, min.	0.05 mm <sup>2</sup>
Connection cross-section, finely stranded, min.	0.05 mm <sup>2</sup>		

**General**

Wire connection cross section AWG, max.	AWG 12	Wire connection cross section AWG, min.	AWG 30
Standards	IEC 60947-7-1	Mounting rail	TS 35

**Rating data**

Rated cross-section	2.5 mm <sup>2</sup>	Rated voltage	125 V
Rated DC voltage	125 V	Nominal current	10 A
Current at maximum wires	10 A	Standards	IEC 60947-7-1
Volume resistance according to IEC 60947-7-x	1.33 mΩ	Rated impulse withstand voltage	2.5 kV
Power loss in accordance with IEC 60947-7-x	0.77 W	Pollution severity	3

**Classifications**

ETIM 8.0	EC000897	ETIM 9.0	EC000897
ETIM 10.0	EC000897	ECLASS 14.0	27-25-01-01
ECLASS 15.0	27-25-01-01		

**Drawings**



## WDU 2.5 TS SE 2.4

**Weidmüller Interface GmbH & Co. KG**  
 Klingenbergstraße 26  
 D-32758 Detmold  
 Germany

## Accessories

www.weidmueller.com

### Cross-connections



The distribution or multiplication of a potential to adjoining terminal blocks is realized via a cross-connection. Additional wiring effort can be easily avoided. Even if the poles are broken out, contact reliability in the terminal blocks is still ensured. Our portfolio offers pluggable and screwable cross-connection systems for modular terminal blocks.

### General ordering data

Type	WQV 2.5/2	Version
Order No.	<a href="#">1053660000</a>	Cross-connector (terminal), when screwed in, yellow, 32 A, Number of
GTIN (EAN)	4008190031121	poles: 2, Pitch in mm (P): 5.10, Insulated: Yes, Width: 7 mm
Qty.	50 ST	
Type	WQV 2.5/3	Version
Order No.	<a href="#">1053760000</a>	Cross-connector (terminal), when screwed in, yellow, 32 A, Number of
GTIN (EAN)	4008190058999	poles: 3, Pitch in mm (P): 5.10, Insulated: Yes, Width: 7 mm
Qty.	50 ST	
Type	WQV 2.5/4	Version
Order No.	<a href="#">1053860000</a>	Cross-connector (terminal), when screwed in, yellow, 32 A, Number of
GTIN (EAN)	4008190049706	poles: 4, Pitch in mm (P): 5.10, Insulated: Yes, Width: 7 mm
Qty.	50 ST	
Type	WQV 2.5/5	Version
Order No.	<a href="#">1053960000</a>	Cross-connector (terminal), when screwed in, yellow, 32 A, Number of
GTIN (EAN)	4008190158446	poles: 5, Pitch in mm (P): 5.10, Insulated: Yes, Width: 7 mm
Qty.	10 ST	
Type	WQV 2.5/6	Version
Order No.	<a href="#">1054060000</a>	Cross-connector (terminal), when screwed in, yellow, 32 A, Number of
GTIN (EAN)	4008190102272	poles: 6, Pitch in mm (P): 5.10, Insulated: Yes, Width: 7 mm
Qty.	10 ST	
Type	WQV 2.5/7	Version
Order No.	<a href="#">1054160000</a>	Cross-connector (terminal), when screwed in, yellow, 32 A, Number of
GTIN (EAN)	4008190011246	poles: 7, Pitch in mm (P): 5.10, Insulated: Yes, Width: 7 mm
Qty.	10 ST	
Type	WQV 2.5/8	Version
Order No.	<a href="#">1054260000</a>	Cross-connector (terminal), when screwed in, yellow, 32 A, Number of
GTIN (EAN)	4008190073572	poles: 8, Pitch in mm (P): 5.10, Insulated: Yes, Width: 7 mm
Qty.	10 ST	
Type	WQV 2.5/10	Version
Order No.	<a href="#">1054460000</a>	Cross-connector (terminal), when screwed in, yellow, 32 A, Number of
GTIN (EAN)	4008190135089	poles: 10, Pitch in mm (P): 5.10, Insulated: Yes, Width: 7 mm
Qty.	20 ST	
Type	WQV 2.5/15	Version
Order No.	<a href="#">1059660000</a>	Cross-connector (terminal), when screwed in, yellow, 32 A, Number of
GTIN (EAN)	4008190002411	poles: 15, Pitch in mm (P): 5.10, Insulated: Yes, Width: 7 mm
Qty.	10 ST	
Type	WQV 2.5/30	Version
Order No.	<a href="#">1067500000</a>	Cross-connector (terminal), when screwed in, yellow, 32 A, Number of
GTIN (EAN)	4008190031107	poles: 30, Pitch in mm (P): 5.10, Insulated: Yes, Width: 7 mm
Qty.	10 ST	

## WDU 2.5 TS SE 2.4

**Weidmüller Interface GmbH & Co. KG**  
 Klingenbergstraße 26  
 D-32758 Detmold  
 Germany

www.weidmueller.com

## Accessories

Type	WQV 2.5/20	Version
Order No.	<a href="#">1577570000</a>	Cross-connector (terminal), when screwed in, yellow, 32 A, Number of
GTIN (EAN)	4008190125868	poles: 20, Pitch in mm (P): 5.10, Insulated: Yes, Width: 7 mm
Qty.	10 ST	
Type	WQV 2.5/32	Version
Order No.	<a href="#">1577600000</a>	Cross-connector (terminal), when screwed in, yellow, 32 A, Number of
GTIN (EAN)	4008190154035	poles: 32, Pitch in mm (P): 5.10, Insulated: Yes, Width: 7 mm
Qty.	10 ST	

## End plates and partition plates



Partition plates and end plates are essential accessories for terminal blocks. Partition plates provide optical and electrical separation of different potentials and functional groups, increasing safety and ensuring a clear structure inside the control cabinet. End plates close the terminal block row on the sides, protect against contact with live parts, and ensure a clean, stable finish. Both components are precisely matched to the respective Weidmüller terminal block series, contributing to safe, compliant, and professional wiring.

### General ordering data

Type	WAP 2.5-10	Version
Order No.	<a href="#">1050000000</a>	End plate for terminals, dark beige, Height: 56 mm, Width: 1.5 mm,
GTIN (EAN)	4008190103149	V-0, Wemid, Snap-on: No
Qty.	50 ST	

## Testadapter and testsockets



Test adapters and test plugs are used for the electrical connection between terminal blocks and the test equipment. In this way, an electrical contact can be established in the wired state and measurements can be done easily.

### General ordering data

Type	WTA 5/1	Version
Order No.	<a href="#">1051260000</a>	Test adapter (terminal), 0.75 mm <sup>2</sup> , 250 V, 6 A
GTIN (EAN)	4008190161897	
Qty.	25 ST	
Type	PS 2.3 RT	Version
Order No.	<a href="#">0180400000</a>	Test adapter (terminal), 230 V, 20 mA
GTIN (EAN)	4008190060121	
Qty.	20 ST	
Type	STB 8.5/D4/2.3/M2.5 AKZ	Version
Order No.	<a href="#">0215700000</a>	Accessories, Socket
GTIN (EAN)	4008190184872	
Qty.	50 ST	


## WDU 2.5 TS SE 2.4

**Weidmüller Interface GmbH & Co. KG**  
 Klingenbergstraße 26  
 D-32758 Detmold  
 Germany

www.weidmueller.com

## Accessories

### With lightning flash




The WAD connector marker is suitable for W-series terminals and for the WEW 35/2 and ZEW 35/2 end brackets. The markers are available as blank markers, with custom printing or standard print with lightning symbol. The WAD MultiCard markers are suitable for labelling with PrintJet CONNECT printers. For custom printing: Please send us a file of our labeling software M-Print PRO or M-Print PRO Online (without installation) for your labeling specifications.

### General ordering data

Type	WAD 5 MC B GE/SW	Version
Order No.	<a href="#">1120450000</a>	Group markers, Cover, 33.3 x 5 mm, Pitch in mm (P): 5.00 WDU 2.5,
GTIN (EAN)	4032248901272	WEW 35/2, ZEW 35/2, yellow
Qty.	48 ST	

### ZGB pivotable group tag holder



The ZGB 15 is a hinged group tag carrier. The tag carrier can hold the dekafix 5, WS 12/5 terminal markers or the inlay tag ESO 15.  
 The ZGB 30 is a hinged group tag carrier. The tag carrier can hold the dekafix 5, WS 12/5 terminal markers or the inlay tag ESO 7.  
 Inlay tags and protective strips can be found under "Accessories".

### General ordering data

Type	ZGB 15	Version
Order No.	<a href="#">1636530000</a>	Terminal markers, Terminal marker, 15 x 7 mm, Pitch in mm (P): 5.00
GTIN (EAN)	4008190297053	Weidmueller, white
Qty.	20 ST	
Type	ZGB 30	Version
Order No.	<a href="#">1611930000</a>	Terminal markers, Terminal marker, 32 x 7 mm, Pitch in mm (P): 5.00
GTIN (EAN)	4008190002251	Weidmueller, white
Qty.	20 ST	
Type	ZGB 30/3.5	Version
Order No.	<a href="#">1778290000</a>	Terminal markers, Terminal marker, 32 x 7 mm, Pitch in mm (P): 3.50
GTIN (EAN)	4032248161065	white
Qty.	20 ST	

**Accessories****Marker holder**

The marker holder offer the possibility of additional mounting of standard markers with a pitch of 5 or 5.1 mm. The angled holders can be optionally snapped together and could be mounted in all standard marking channels of the Klippon® Connect modular terminal blocks. Fitting marker types could be found under the respective accessories of the designation marking holder.

**General ordering data**

Type	BZT 1 WS 10/5	Version
Order No.	<a href="#">1805490000</a>	Accessories, Marker holder
GTIN (EAN)	4032248270231	
Qty.	100 ST	
Type	BZT 1 ZA WS 10/5	Version
Order No.	<a href="#">1805520000</a>	Accessories, Marker holder
GTIN (EAN)	4032248270248	
Qty.	100 ST	