

WPE 120/150

Weidmüller Interface GmbH & Co. KG


Klingenbergstraße 26

D-32758 Detmold

Germany

www.weidmueller.com

Product image



WPE 120/150 101970



More and more components need to be housed within a confined space, in switchgear and panels. As part of the power feed-in, connecting conductors is becoming increasingly challenging, especially for large cross-sections. Our comprehensive range of connection solutions also enables convenient wiring in challenging space conditions. The compact design and the combination of many practical handling benefits make the supply of power to switchgear and panels simple, efficient, and space-saving.


General ordering data

Version	PE terminal, Screw connection, Green/yellow, 120 mm ² , 1000 V, Number of connections: 2, Number of levels: 1, TS 35, V-0, Wemid
Order No.	1019700000
Type	WPE 120/150
GTIN (EAN)	4008190495671
Qty.	10 items

Technical data

Approvals

Approvals



ROHS	Conform
UL File Number Search	UL Website
Certificate No. (UR)	E60693
Certificate No. (cURusEX)	E184763

Dimensions and weights

Depth	117 mm	Depth (inches)	4.6063 inch
Depth including DIN rail	125.5 mm	Height	132 mm
Height (inches)	5.1968 inch	Width	32 mm
Width (inches)	1.2598 inch	Net weight	564.25 g

Temperatures

Storage temperature	-25 °C...55 °C	Ambient temperature	-60 °C...85 °C
Continuous operating temp., min.	-60 °C	Continuous operating temp., max.	130 °C

Environmental Product Compliance

RoHS Compliance Status	Compliant with exemption		
RoHS Exemption (if applicable/known)	6c		
REACH SVHC	Lead 7439-92-1		
SCIP	1007fa59-32ea-4163-aa91-1482deede565		
Product Carbon Footprint	Cradle to gate	5.889 kg CO2 eq.	

Material data

Basic material	Wemid	Colour	Green/yellow
UL 94 flammability rating	V-0		

Rating data IECEX/ATEX

Certificate No. (ATEX)	DEMKO14ATEX1338U	Certificate No. (IECEX)	IECEXULD14.0005U
Wire cross section max. (ATEX)	150 mm ²	Wire cross section max. (IECEX)	150 mm ²
Marking EN 60079-7	Ex eb II C Gb	Ex 2014/34/EU label	II 2 G D

System specifications

Version	Screw connection, With PE connection, in closed state	End cover plate required	No
Number of potentials	1	Number of levels	1
Number of clamping points per level	2	Number of potentials per tier	1
Levels cross-connected internally	No	PE connection	Yes
Mounting rail	TS 35	N-function	No
PE function	Yes	PEN function	Yes

Technical data

Additional technical data

Open sides	closed	Number of similar terminals	1
Installation advice	when screwed in	Explosion-tested version	Yes
Type of mounting	when screwed in	Locking	for screw fixing

CSA rating data

Wire cross section max. (CSA)	250 kcmil	Certificate No. (CSA)	12400-382
Wire cross section min. (CSA)	2 AWG		

Conductors for clamping (additional connection)

Connection type, additional connection Screw connection

Conductors for clamping (rated connection)

Gauge to IEC 60947-1	B13	Wire connection cross section AWG, max.	kcmil 250
Connection direction	on side	Tightening torque, max.	20 Nm
Tightening torque, min.	10 Nm	Stripping length	35 mm
Type of connection	Screw connection	Number of connections	2
Clamping range, max.	150 mm ²	Clamping range, min.	33.62 mm ²
Clamping screw	M 10	Blade size	S6 (DIN 6911)
Wire connection cross section AWG, min.	AWG 2	Wire connection cross-section, finely stranded with wire-end ferrules DIN 46228/4, max.	50 mm ²
Wire connection cross-section, finely stranded with wire-end ferrules DIN 46228/4, min.	35 mm ²	Wire connection cross-section, finely stranded with wire-end ferrules DIN 46228/1, max.	150 mm ²
Wire connection cross-section, finely stranded with wire-end ferrules DIN 46228/1, min.	35 mm ²	Wire connection cross section, finely stranded, max.	150 mm ²
Wire connection cross section, finely stranded, min.	35 mm ²	Connection cross-section, stranded, max.	150 mm ²
Connection cross-section, stranded, min.	35 mm ²	Wire connection cross-section, solid core, max.	150 mm ²
Wire connection cross-section, solid core, min.	35 mm ²		

Dimensions

TS 35 offset	32 mm
--------------	-------

General

Wire connection cross section AWG, max.	kcmil 250	Installation advice	when screwed in
Wire connection cross section AWG, min.	AWG 2	Standards	IEC 60947-7-2
Mounting rail	TS 35		

Rating data

Rated cross-section	120 mm ²	Rated voltage to adjoining terminal	1000 V
Rated DC voltage	1000 V	Standards	IEC 60947-7-2

WPE 120/150

Weidmüller Interface GmbH & Co. KG
Klingenbergstraße 26
D-32758 Detmold
Germany

www.weidmueller.com

Technical data

Volume resistance according to IEC 60947-7-x	0.12 mΩ	Rated impulse withstand voltage to adjacent terminal	8 kV
Power loss in accordance with IEC 60947-7-x	0.00 W	Pollution severity	3

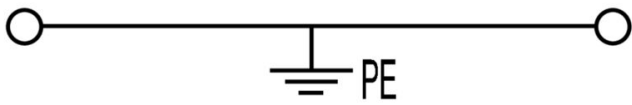
UL rating data

Conductor size Factory wiring max. (UR)	250 kcmil	Conductor size Factory wiring min. (UR)	2 AWG
Certificate No. (UR)	E60693	Conductor size Field wiring min. (UR)	2 AWG
Conductor size Field wiring max. (UR)	250 kcmil		

Classifications

ETIM 8.0	EC000901	ETIM 9.0	EC000901
ETIM 10.0	EC000901	ECLASS 14.0	27-25-01-03
ECLASS 15.0	27-25-01-03		

Drawings



WPE 120/150

Weidmüller Interface GmbH & Co. KG
 Klingenbergstraße 26
 D-32758 Detmold
 Germany

www.weidmueller.com

Accessories

Cross connector



The distribution or multiplication of a potential to adjoining terminal blocks is realized via a cross-connection. Additional wiring effort can be easily avoided. Even if the poles are broken out, contact reliability in the terminal blocks is still ensured. Our portfolio offers pluggable and screwable cross-connection systems for modular terminal blocks.

General ordering data

Type	WQV 120-PEN	Version	
Order No.	1072400000	Cross-connector (terminal), when screwed in, Silver grey, 292 A,	
GTIN (EAN)	4008190489724	Number of poles: 2, Pitch in mm (P): 32.00, Insulated: No, Width: 10	
Qty.	5 ST	mm	

End bracket



Weidmüller's range of products includes end brackets that guarantee a permanent, reliable mounting on the terminal rail and prevent sliding. Versions with and without screws are available. The end brackets include marking options, also for group markers, and also a test plug holder.

General ordering data

Type	WEW 35/1	Version	
Order No.	1059000000	End bracket, dark beige, TS 35, V-2, Wemid, Width: 12 mm, 100 °C	
GTIN (EAN)	4008190172282		
Qty.	50 ST		

Blank



The Dekafix (DEK) marker is the universal marker for all conductor and plug-in connectors as well as for electronic sub-assemblies. The system is ideal for short number sequences and covers a wide range of ready-printed markers.

Strips for fast installation in only one work step. The printing is easy to read, rich in contrast and available in various widths.

- Large range of ready-to-use markers
 - Strips for fast installation
 - Terminal markers, suitable for all Weidmüller cable connectors
 - Available as blank MultiCard or with standard printing
- For custom printing: Please send us a file of our labeling software M-Print PRO or M-Print PRO Online (without installation) for your labeling specifications.

WPE 120/150

Weidmüller Interface GmbH & Co. KG
 Klingenbergstraße 26
 D-32758 Detmold
 Germany


www.weidmueller.com

Accessories

General ordering data

Type	DEK 5/8 MC NE WS	Version
Order No.	1856740000	Dekafix, Terminal marker, 5 x 8 mm, Pitch in mm (P): 8.00
GTIN (EAN)	4032248400850	Weidmueller, white
Qty.	800 ST	
Type	WS 12/6.5 MC NE WS	Version
Order No.	1609920000	WS, Terminal marker, 12 x 6.5 mm, Pitch in mm (P): 6.50
GTIN (EAN)	4008190203511	Weidmueller, Allen-Bradley, white
Qty.	540 ST	

Marker holder



The marker holder offer the possibility of additional mounting of standard markers with a pitch of 5 or 5.1 mm. The angled holders can be optionally snapped together and could be mounted in all standard marking channels of the Klippon® Connect modular terminal blocks. Fitting marker types could be found under the respective accessories of the designation marking holder.

General ordering data

Type	BZT 1 WS 10/5	Version
Order No.	1805490000	Accessories, Marker holder
GTIN (EAN)	4032248270231	
Qty.	100 ST	
Type	BZT 1 ZA WS 10/5	Version
Order No.	1805520000	Accessories, Marker holder
GTIN (EAN)	4032248270248	
Qty.	100 ST	

DEK 5/8



WS/ DEK

MultiMark terminal markers use an innovative composite material made from two components. The hard base contour of the marker snaps securely into the connector. The elastic surface finish makes the marker easy to mount. This specially punched material enables the strips to be stretched to accommodate the slight variations in spacing that tend to add up, especially with long terminal blocks. Another advantage: the excellent printability of the surface material guarantees durable and wear-resistant labelling. A print resolution of 300 dpi also produces a very legible script.

Your benefits with MultiMark

- Firm hold and durable printing
- Continuous strips save installation time
- Easy mounting thanks to an innovative composite material
- Large label field for optimal legibility
- High flexibility thanks to manufacturer independence

WPE 120/150

Weidmüller Interface GmbH & Co. KG
 Klingenbergstraße 26
 D-32758 Detmold
 Germany

www.weidmueller.com

Accessories

General ordering data

Type	DEK 5/8 MM WS	Version	
Order No.	2007130000	Dekafix, Terminal marker, 5 x 8 mm, Weidmueller, white	
GTIN (EAN)	4050118392012		
Qty.	500 ST		

WS 12/6.5



WS/ DEK

MultiMark terminal markers use an innovative composite material made from two components. The hard base contour of the marker snaps securely into the connector. The elastic surface finish makes the marker easy to mount. This specially punched material enables the strips to be stretched to accommodate the slight variations in spacing that tend to add up, especially with long terminal blocks. Another advantage: the excellent printability of the surface material guarantees durable and wear-resistant labelling. A print resolution of 300 dpi also produces a very legible script.

Your benefits with MultiMark

- Firm hold and durable printing
- Continuous strips save installation time
- Easy mounting thanks to an innovative composite material
- Large label field for optimal legibility
- High flexibility thanks to manufacturer independence

General ordering data

Type	WS 12/6.5 MM WS	Version	
Order No.	2619930000	WS, Terminal marker, 12 x 6.5 mm, Weidmueller, white	
GTIN (EAN)	4050118626155		
Qty.	600 ST		