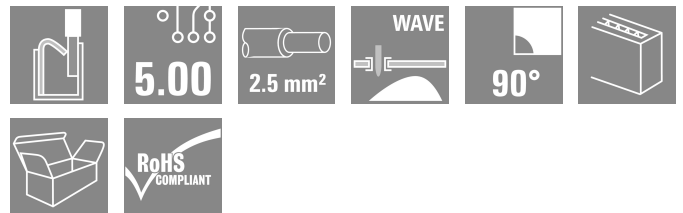



LMFV 5.00/23/90 3.5SN OR BX

Weidmüller Interface GmbH & Co. KG
 Klingenbergstraße 26
 D-32758 Detmold
 Germany

www.weidmueller.com

Product image



The innovative quick connector - simple, safe and economical: PCB terminals with spring connection and direct PUSH IN technology. A milestone in connection technology. Amazingly simple and simply amazing in practice:

- Connect and easily detach solid wires or wires with wire-end ferrules without using tools
- Potentials and clamping points marked clearly by coloured push buttons

World-class design-in and processing phases, and suitable for a vast range of applications.

General ordering data

| | |
|--------------|---|
| Version | Printed circuit board terminals, 5.00 mm, Number of poles: 23, 90°, Solder pin length (l): 3.5 mm, tinned, orange, PUSH IN with actuator, Clamping range, max. : 2.5 mm², Box |
| Order No. | 2786760000 |
| Type | LMFV 5.00/23/90 3.5SN OR BX |
| GTIN (EAN) | 4064675064312 |
| Qty. | 32 items |
| Product data | IEC: 630 V / 24 A / 0.2 - 2.5 mm² UL: 300 V / 15 A / AWG 24 - AWG 14 |
| Packaging | Box |

LMFV 5.00/23/90 3.5SN OR BX

Weidmüller Interface GmbH & Co. KG
Klingenbergstraße 26
D-32758 Detmold
Germany

www.weidmueller.com

Technical data

Approvals

Approvals



| | |
|-----------------------|----------------------------|
| ROHS | Conform |
| UL File Number Search | UL Website |
| Certificate No. (UR) | E60693 |

Dimensions and weights

| | | | |
|------------|---------|-----------------|-------------|
| Depth | 10 mm | Depth (inches) | 0.3937 inch |
| Height | 17.3 mm | Height (inches) | 0.6811 inch |
| Width | 115 mm | Width (inches) | 4.5275 inch |
| Net weight | 32.2 g | | |

Environmental Product Compliance

| | |
|------------------------|-----------------------------|
| RoHS Compliance Status | Compliant without exemption |
| REACH SVHC | No SVHC above 0.1 wt% |

System parameters

| | | | |
|--|------------------------------|-------|--|
| Product family | OMNIMATE Signal - series LMF | | |
| Wire connection method | PUSH IN with actuator | | |
| Mounting onto the PCB | THT solder connection | | |
| Conductor outlet direction | 90° | | |
| Pitch in mm (P) | 5.00 mm | | |
| Pitch in inches (P) | 0.197 " | | |
| Number of poles | 23 | | |
| Pin series quantity | 1 | | |
| Number of rows | 1 | | |
| Solder pin length (l) | 3.5 mm | | |
| Solder pin dimensions | 0.95 x 0.8 mm | | |
| Screwdriver blade | 0.6 x 3.5 | | |
| Stripping length | 8 mm | | |
| Stripping length tolerance | min. | -1 mm | |
| | max. | 0 mm | |
| L1 in mm | 110.00 mm | | |
| L1 in inches | 4.330 " | | |
| Touch-safe protection acc. to DIN VDE 0470 | IP 20 | | |
| Touch-safe protection acc. to DIN VDE 57 106 | Safe from finger touch | | |
| Protection degree | IP20 | | |

Material data

| | | | |
|--------------------------------------|------------------|-----------------------------|-----------|
| Insulating material | PA | Colour | orange |
| Colour of operational elements | black | Colour chart (similar) | RAL 2000 |
| Comparative Tracking Index (CTI) | ≥ 600 | Moisture Level (MSL) | |
| UL 94 flammability rating | V-0 | Contact material | Cu-alloy |
| Contact surface | tinned | Coating | 4-8 µm SN |
| Layer structure of solder connection | 4...8 µm Sn matt | Storage temperature, min. | -40 °C |
| Storage temperature, max. | 70 °C | Operating temperature, min. | -40 °C |
| Operating temperature, max. | 115 °C | | |

LMFV 5.00/23/90 3.5SN OR BX

Weidmüller Interface GmbH & Co. KG
 Klingenbergstraße 26
 D-32758 Detmold
 Germany

www.weidmueller.com

Technical data

Conductors suitable for connection

| | | | |
|---|--|---|---------------------|
| Clamping range, min. | 0.2 mm ² | Clamping range, max. | 2.5 mm ² |
| Wire connection cross section AWG, min. | AWG 24 | Wire connection cross section AWG, max. | AWG 14 |
| Solid, min. H05(07) V-U | 0.2 mm ² | Solid, max. H05(07) V-U | 2.5 mm ² |
| Flexible, min. H05(07) V-K | 0.2 mm ² | Flexible, max. H05(07) V-K | 2.5 mm ² |
| w. plastic collar ferrule, DIN 46228 pt 4, min. | 0.25 mm ² | w. plastic collar ferrule, DIN 46228 pt 4, max. | 1.5 mm ² |
| w. wire end ferrule, DIN 46228 pt 1, min. | 0.2 mm ² | w. wire end ferrule, DIN 46228 pt 1, max. | 1.5 mm ² |
| Reference text | Length of ferrules is to be chosen depending on the product and the rated voltage., The outside diameter of the plastic collar should not be larger than the pitch (P) | | |

Rated data acc. to IEC

| | | | |
|---|-------|---|--------|
| Rated current, min. number of poles (Tu=20°C) | 24 A | Rated current, max. number of poles (Tu=20°C) | 24 A |
| Rated current, min. number of poles (Tu=40°C) | 24 A | Rated current, max. number of poles (Tu=40°C) | 23.1 A |
| Rated voltage for surge voltage class / pollution degree II/2 | 630 V | Rated voltage for surge voltage class / pollution degree III/2 | 350 V |
| Rated voltage for surge voltage class / pollution degree III/3 | 250 V | Rated impulse voltage for surge voltage class/ pollution degree II/2 | 4 kV |
| Rated impulse voltage for surge voltage class/ pollution degree III/2 | 4 kV | Rated impulse voltage for surge voltage class/ contamination degree III/3 | 4 kV |

Rated data acc. to UL 1059

| | | | |
|---------------------------------------|--|---------------------------------------|--------|
| Institute (UR) | UR | Certificate No. (UR) | E60693 |
| Rated voltage (Use group B / UL 1059) | 300 V | Rated voltage (Use group D / UL 1059) | 300 V |
| Rated current (Use group B / UL 1059) | 15 A | Rated current (Use group D / UL 1059) | 10 A |
| Wire cross-section, AWG, min. | AWG 24 | Wire cross-section, AWG, max. | AWG 14 |
| Reference to approval values | Specifications are maximum values, details - see approval certificate. | | |

Packing

| | | | |
|-----------|-----------|------------|-----------|
| Packaging | Box | VPE length | 170.00 mm |
| VPE width | 130.00 mm | VPE height | 50.00 mm |

Important note

| | |
|----------------|---|
| IPC conformity | Conformity: The products are developed, manufactured and delivered according international recognized standards and norms and comply with the assured properties in the data sheet resp. fulfill decorative properties in accordance with IPC-A-610 "Class 2". Further claims on the products can be evaluated on request. |
| Notes | <ul style="list-style-type: none"> • Additional variants on request • Rated current related to rated cross-section & min. No. of poles. • Wire end ferrule without plastic collar to DIN 46228/1 • Wire end ferrule with plastic collar to DIN 46228/4 • P on drawing = pitch • Rated data refer only to the component itself. Clearance and creepage distances to other components are to be designed in accordance with the relevant application standards. • The test point can only be used as potential-pickup point. |

LMFV 5.00/23/90 3.5SN OR BX

Weidmüller Interface GmbH & Co. KG
Klingenbergstraße 26
D-32758 Detmold
Germany

www.weidmueller.com

Technical data

- Long term storage of the product with average temperature of 50 °C and maximum humidity 70%, 36 months

Classifications

| | | | |
|-------------|-------------|-------------|-------------|
| ETIM 8.0 | EC002643 | ETIM 9.0 | EC002643 |
| ETIM 10.0 | EC002643 | ECLASS 14.0 | 27-46-01-01 |
| ECLASS 15.0 | 27-46-01-01 | | |


LMFV 5.00/23/90 3.5SN OR BX

Weidmüller Interface GmbH & Co. KG
 Klängenbergstraße 26
 D-32758 Detmold
 Germany

www.weidmueller.com

Drawings

Product image



Dimensional drawing



Derating curve



Derating curve

