

C11E4TM063B

Circuit breaker, ComPacT NSXm 63E,
16kA/415VAC, 4 poles 4D (neutral fully
protected), TMD trip unit 63A, lugs/busbars



Main

Range	ComPacT new generation
Product name	ComPacT NSXm new generation
Range of product	ComPacT NSXm new generation
Device short name	NSXm 63E
Product or component type	Circuit breaker
Device application	Distribution
Poles description	4P
Protected poles description	4D
Neutral position	Left
[In] rated current	63 A at 40 °C
[Ue] rated operational voltage	690 V AC 50/60 Hz
Network type	AC
Network frequency	50/60 Hz
Suitability for isolation	Yes conforming to IEC 60947-2
Utilisation category	Category A
[Icu] rated ultimate short-circuit breaking capacity	25 KA Icu at 220...240 V AC 50/60 Hz conforming to IEC 60947-2 16 KA Icu at 380...415 V AC 50/60 Hz conforming to IEC 60947-2 10 KA Icu at 440 V AC 50/60 Hz conforming to IEC 60947-2 8 kA Icu at 500 V AC 50/60 Hz conforming to IEC 60947-2
Performance level	E 16 kA 415 V AC
Trip unit name	TM-D
Trip unit technology	Thermal-magnetic
Trip unit protection functions	LI
Control type	Toggle
Circuit breaker mounting mode	Fixed

Complementary

[Ui] rated insulation voltage	800 V AC 50/60 Hz
[Uimp] rated impulse withstand voltage	8 kV
[Ics] rated service short-circuit breaking capacity	25 KA at 220...240 V AC 50/60 Hz conforming to IEC 60947-2 16 KA at 380...415 V AC 50/60 Hz conforming to IEC 60947-2 10 KA at 440 V AC 50/60 Hz conforming to IEC 60947-2 8 kA at 500 V AC 50/60 Hz conforming to IEC 60947-2
Mechanical durability	20000 cycles
Electrical durability	20000 Cycles at 440 V In/2 10000 Cycles at 440 V In 10000 Cycles at 690 V In/2 5000 cycles at 690 V In
Power dissipation per pole	5.58 W
Mounting support	Backplate

Mounting position	Horizontal and vertical Flat on the back
Upside connection	Front
Downside connection	Front
Connection terminals	Compression lug/busbar
Connection pitch	35 Mm with spreaders 27 mm without spreaders
9 mm pitches	12 module
Trip unit rating	63 A at 40 °C
Long-time pick-up adjustment type Ir (thermal protection)	Adjustable
[Ir] long-time protection pick-up adjustment range	0.7...1 x In
Long-time protection delay adjustment type tr	Fixed
Neutral protection settings	1 x Ir (4D)
Instantaneous protection pick-up adjustment type li	Fixed
[li] instantaneous protection pick-up adjustment range	800 A
Earth-leakage protection	Without
Number of slots for electrical auxiliaries	1 slot(s) for auxiliary switch OF 1 slot(s) for alarm switch SD 1 slot(s) for voltage release MN or MX
Local signalling	Flag (green) for presence of auxiliary contacts
Width (W)	108 mm
Height (H)	137 mm
Depth (D)	80 mm
Net weight	1.42 kg
Colour	Grey (RAL 7016)




Environment

Standards	EN/IEC 60947
Pollution degree	3 conforming to IEC 60664-1
IP degree of protection	IP40 conforming to IEC 60529
IK degree of protection	IK07 conforming to IEC 62262
Ambient air temperature for operation	-25...70 °C
Ambient air temperature for storage	-50...85 °C
Relative humidity	0...95 %
Operating altitude	2000 m without derating 5000 m with derating

Packing Units

Unit Type of Package 1	PCE
Number of Units in Package 1	1
Package 1 Height	12.200 cm
Package 1 Width	11.700 cm
Package 1 Length	21.300 cm
Package 1 Weight	1.387 kg
Unit Type of Package 2	S03
Number of Units in Package 2	6
Package 2 Height	30.000 cm
Package 2 Width	30.000 cm
Package 2 Length	40.000 cm
Package 2 Weight	8.690 kg

Offer Sustainability

Sustainable offer status	Green Premium product
REACH Regulation	 REACH Declaration
EU RoHS Directive	Compliant with Exemptions
Mercury free	Yes
China RoHS Regulation	 China RoHS Declaration
RoHS exemption information	 Yes
Environmental Disclosure	 Product Environmental Profile
Circularity Profile	No need of specific recycling operations
Halogen content performance	Halogen free plastic parts product
California proposition 65	WARNING: This product can expose you to chemicals including: Lead and lead compounds, which is known to the State of California to cause cancer and birth defects or other reproductive harm. For more information go to www.P65Warnings.ca.gov