


ZP 4/1AN/5**Weidmüller Interface GmbH & Co. KG**

Klingenbergstraße 26

D-32758 Detmold

Germany

www.weidmueller.com

Product image

The plugs for our WeiCoS-System are available for all different connection systems. The product range includes preassembled connectors from 1 to 10 poles and the possibility of an individual assembly. This ensures maximum flexibility for every application. The customized accessories increase the safety and protection against environmental influences.

General ordering data

| | |
|------------|---|
| Version | Z-series, Plug-in connector, beige, Direct mounting |
| Order No. | 1855020000 |
| Type | ZP 4/1AN/5 |
| GTIN (EAN) | 4032248396092 |
| Qty. | 20 items |

ZP 4/1AN/5

Weidmüller Interface GmbH & Co. KG

Klingenbergstraße 26
D-32758 Detmold
Germany

www.weidmueller.com

Technical data

Approvals

Approvals



ROHS Conform

UL File Number Search [UL Website](#)

Certificate No. (cURus) E60693

Dimensions and weights

| | | | |
|------------|---------|-----------------|-------------|
| Depth | 47.5 mm | Depth (inches) | 1.8701 inch |
| Height | 22.5 mm | Height (inches) | 0.8858 inch |
| Width | 32.5 mm | Width (inches) | 1.2795 inch |
| Net weight | 30.3 g | | |

Temperatures

| | | | |
|----------------------------------|----------------|----------------------------------|----------------|
| Storage temperature | -25 °C...55 °C | Ambient temperature | -50 °C...75 °C |
| Continuous operating temp., min. | -50 °C | Continuous operating temp., max. | 120 °C |

Environmental Product Compliance

| | |
|------------------------|-----------------------------|
| RoHS Compliance Status | Compliant without exemption |
| REACH SVHC | No SVHC above 0.1 wt% |

Material data

| | | | |
|---------------------------|-------|--------|------------|
| Basic material | Wemid | Colour | dark beige |
| UL 94 flammability rating | V-0 | | |

System specifications

| | | | |
|-------------------------------------|--|-----------------------------------|----|
| Version | Set of connectors, pluggable, Tension-clamp connection | End cover plate required | No |
| Number of potentials | 5 | Number of levels | 1 |
| Number of clamping points per level | 1 | Levels cross-connected internally | No |
| PE connection | No | | |

Additional technical data

| | | | |
|------------------|---------|---------------------|-----------------|
| Open sides | closed | Installation advice | Direct mounting |
| Type of mounting | Plugged | | |

CSA rating data

| | | | |
|-------------------------------|--------|-----------------------|----------------|
| Wire cross section max. (CSA) | 10 AWG | Voltage size C (CSA) | 600 V |
| Current size C (CSA) | 28 A | Certificate No. (CSA) | 200039-1720292 |
| Wire cross section min. (CSA) | 26 AWG | | |

Conductors for clamping (rated connection)

| | |
|---|--------|
| Gauge to IEC 60947-1 | A3 |
| Wire connection cross section AWG, max. | AWG 10 |

ZP 4/1AN/5

Weidmüller Interface GmbH & Co. KG

Klingenbergstraße 26
D-32758 Detmold
Germany

www.weidmueller.com

Technical data

| | | | |
|---|--|---------|----------------------|
| Connection direction | top | | |
| Stripping length | 12 mm | | |
| Type of connection | Tension-clamp connection | | |
| Number of connections | 5 | | |
| Clamping range, max. | 6 mm ² | | |
| Clamping range, min. | 0.13 mm ² | | |
| Blade size | 0.6 x 3.5 mm | | |
| Wire connection cross section AWG, min. | AWG 26 | | |
| Wire connection cross-section, finely stranded with wire-end ferrules DIN 46228/4, min. | 0.13 mm ² | | |
| Wire connection cross-section, finely stranded with wire-end ferrules DIN 46228/1, max. | 4 mm ² | | |
| Wire connection cross-section, finely stranded with wire-end ferrules DIN 46228/1, min. | 0.13 mm ² | | |
| Wire connection cross section, finely stranded, max. | 6 mm ² | | |
| Wire connection cross section, finely stranded, min. | 0.13 mm ² | | |
| Connection cross-section, stranded, min. | 0.13 mm ² | | |
| Wire connection cross-section, solid core, max. | 6 mm ² | | |
| Wire connection cross-section, solid core, min. | 0.13 mm ² | | |
| Tube length for wire-end ferrule with plastic collar DIN 46228/4 | Cross-section for conductor connection | nominal | 0.5 mm ² |
| | Cross-section for conductor connection | nominal | 0.75 mm ² |
| | Cross-section for conductor connection | nominal | 1 mm ² |
| | Cross-section for conductor connection | nominal | 1.5 mm ² |
| | Cross-section for conductor connection | nominal | 2.5 mm ² |
| | Cross-section for conductor connection | nominal | 4 mm ² |
| Tube length for twin wire-end ferrule | Cross-section for conductor connection | nominal | 0.5 mm ² |
| | Cross-section for conductor connection | nominal | 0.75 mm ² |
| Tube length for wire-end ferrule without plastic collar DIN 46228/1 | Cross-section for conductor connection | nominal | 0.5 mm ² |
| | Cross-section for conductor connection | nominal | 0.75 mm ² |
| | Cross-section for conductor connection | nominal | 1 mm ² |
| | Cross-section for conductor connection | nominal | 1.5 mm ² |
| | Cross-section for conductor connection | nominal | 2.5 mm ² |
| | Cross-section for conductor connection | nominal | 4 mm ² |

General

| | | | |
|---------------------|----------------------------------|---|--------|
| Number of poles | 5 | Wire connection cross section AWG, max. | AWG 10 |
| Installation advice | Direct mounting | Wire connection cross section AWG, min. | AWG 26 |
| Standards | In accordance with IEC 60947-7-1 | | |

Rating data

| | | | |
|--|-------------------|---------------------------------|----------------------------------|
| Rated cross-section | 4 mm ² | Rated voltage | 800 V |
| Rated DC voltage | 800 V | Nominal current | 32 A |
| Current at maximum wires | 32 A | Standards | In accordance with IEC 60947-7-1 |
| Volume resistance according to IEC 60947-7-x | 1 mΩ | Rated impulse withstand voltage | 8 kV |

ZP 4/1AN/5

Weidmüller Interface GmbH & Co. KG
 Klingenbergstraße 26
 D-32758 Detmold
 Germany

www.weidmueller.com

Technical data

| | | | |
|---|--------|--------------------|---|
| Power loss in accordance with IEC 60947-7-x | 1.02 W | Pollution severity | 3 |
|---|--------|--------------------|---|

UL rating data

| | | | |
|--|--------|--|--------|
| Conductor size Factory wiring max. (cURus) | 10 AWG | Certificate No. (cURus) | E60693 |
| Conductor size Field wiring min. (cURus) | 26 AWG | Conductor size Factory wiring min. (cURus) | 26 AWG |
| Voltage size C (cURus) | 600 V | Current size C (cURus) | 28 A |
| Conductor size Field wiring max. (cURus) | 10 AWG | | |

Classifications

| | | | |
|-------------|-------------|-------------|-------------|
| ETIM 8.0 | EC002848 | ETIM 9.0 | EC002848 |
| ETIM 10.0 | EC002848 | ECLASS 14.0 | 27-25-03-90 |
| ECLASS 15.0 | 27-25-03-90 | | |


ZP 4/1AN/5

Weidmüller Interface GmbH & Co. KG
 Klingenbergstraße 26
 D-32758 Detmold
 Germany

www.weidmueller.com

Accessories

Plugs




The plugs for our WeiCoS-System are available for all different connection systems. The product range includes preassembled connectors from 1 to 10 poles and the possibility of an individual assembly. This ensures maximum flexibility for every application. The customized accessories increase the safety and protection against environmental influences.

General ordering data

| | | | |
|------------|----------------------------|---|--|
| Type | ZVR ZP4 | Version | |
| Order No. | 1855250000 | Z-series, Locking clips, Direct mounting | |
| GTIN (EAN) | 4032248396481 | | |
| Qty. | 25 ST | | |
| Type | KOSF ZT4 | Version | |
| Order No. | 1856860000 | Z-series, Coding element, Direct mounting | |
| GTIN (EAN) | 4032248400744 | | |
| Qty. | 50 ST | | |
| Type | ZZE ZP4 | Version | |
| Order No. | 1855260000 | Z-series, Strain relief, Direct mounting | |
| GTIN (EAN) | 4032248396498 | | |
| Qty. | 25 ST | | |

Slotted screwdriver



Slotted screwdriver with rounded blade SD DIN 5265, ISO 2380/2, output to DIN 5264, ISO 2380/1. ChromTop tip, SoftFinish grip

General ordering data

| | | | |
|------------|----------------------------|--------------------------|--|
| Type | SDS 0.6X3.5X100 | Version | |
| Order No. | 9008330000 | Screwdriver, Screwdriver | |
| GTIN (EAN) | 4032248056286 | | |
| Qty. | 1 ST | | |

ZP 4/1AN/5

Weidmüller Interface GmbH & Co. KG

Klingenbergstraße 26

D-32758 Detmold

Germany

Accessories

www.weidmueller.com

Blank



The Dekafix (DEK) marker is the universal marker for all conductor and plug-in connectors as well as for electronic sub-assemblies. The system is ideal for short number sequences and covers a wide range of ready-printed markers.

Strips for fast installation in only one work step. The printing is easy to read, rich in contrast and available in various widths.

- Large range of ready-to-use markers
 - Strips for fast installation
 - Terminal markers, suitable for all Weidmüller cable connectors
 - Available as blank MultiCard or with standard printing
- For custom printing: Please send us a file of our labeling software M-Print PRO or M-Print PRO Online (without installation) for your labeling specifications.

General ordering data

| | | |
|------------|----------------------------|--|
| Type | DEK 5/6 MC NE WS | Version |
| Order No. | 1609820000 | Dekafix, Terminal marker, 5 x 6 mm, Pitch in mm (P): 6.00 |
| GTIN (EAN) | 4008190203436 | Weidmueller, white |
| Qty. | 1000 ST | |
| Type | WS 10/6 M MC NE WS | Version |
| Order No. | 1818400000 | WS, Terminal marker, 10 x 6 mm, Pitch in mm (P): 6.00 Weidmueller, |
| GTIN (EAN) | 4032248310876 | Allen-Bradley, white |
| Qty. | 600 ST | |
| Type | WS 10/6 MC NE WS | Version |
| Order No. | 1828450000 | WS, Terminal marker, 10 x 6 mm, Pitch in mm (P): 6.00 Weidmueller, |
| GTIN (EAN) | 4032248350513 | Allen-Bradley, white |
| Qty. | 600 ST | |

Marker holder



The marker holder offer the possibility of additional mounting of standard markers with a pitch of 5 or 5.1 mm. The angled holders can be optionally snapped together and could be mounted in all standard marking channels of the Klippon® Connect modular terminal blocks. Fitting marker types could be found under the respective accessories of the designation marking holder.

General ordering data

| | | |
|------------|----------------------------|----------------------------|
| Type | BZT 1 WS 10/5 | Version |
| Order No. | 1805490000 | Accessories, Marker holder |
| GTIN (EAN) | 4032248270231 | |
| Qty. | 100 ST | |
| Type | BZT 1 ZA WS 10/5 | Version |
| Order No. | 1805520000 | Accessories, Marker holder |
| GTIN (EAN) | 4032248270248 | |
| Qty. | 100 ST | |

DEK 5/6**WS/ DEK**

MultiMark terminal markers use an innovative composite material made from two components. The hard base contour of the marker snaps securely into the connector. The elastic surface finish makes the marker easy to mount. This specially punched material enables the strips to be stretched to accommodate the slight variations in spacing that tend to add up, especially with long terminal blocks. Another advantage: the excellent printability of the surface material guarantees durable and wear-resistant labelling. A print resolution of 300 dpi also produces a very legible script.

Your benefits with MultiMark

- Firm hold and durable printing
- Continuous strips save installation time
- Easy mounting thanks to an innovative composite material
- Large label field for optimal legibility
- High flexibility thanks to manufacturer independence

General ordering data

| | | | |
|------------|----------------------------|---------|--|
| Type | DEK 5/6 MM WS | Version | |
| Order No. | 2007120000 | | Dekafix, Terminal marker, 5 x 6 mm, Weidmueller, white |
| GTIN (EAN) | 4050118392104 | | |
| Qty. | 600 ST | | |